

Recombinant Human HER1/ERBB1/EGFR (25-378) Protein

Catalog No.: RP00500 **Recombinant**

Sequence Information

| Species | Gene ID | Swiss Prot |
|---------|---------|----------------|
| Human | 1956 | NP_001333870.1 |

Tags

C-His&Avi

Synonyms

ErbB; EC 2.7.10; EC 2.7.10.1; EGFR; mENA; LEGFR; ERBB; ERBB1; HER1; PIG61; NISBD2

Product Information

| Source | Purification |
|--------------|---------------------------------|
| HEK293 cells | > 95% by SDS-PAGE > 95% by HPLC |

| Calculated MW | Observed MW |
|---------------|-------------|
| 41.6 kDa | 68-80 kDa |

Endotoxin

< 1 EU/μg of the protein by LAL method

Formulation

Lyophilized from 0.22 μm filtered solution in PBS (pH 7.4). Normally 8% trehalose is added as protectant before lyophilization.

Reconstitution

Centrifuge the vial before opening. Reconstitute to a concentration of 0.1-0.5 mg/mL in sterile distilled water. Avoid vortex or vigorously pipetting the protein. For long term storage, it is recommended to add a carrier protein or stabilizer (e.g. 0.1% BSA, 5% HSA, 10% FBS or 5% Trehalose), and aliquot the reconstituted protein solution to minimize free-thaw cycles.

Contact

☎ | 400-999-6126

✉ | cn.market@abclonal.com.cn

🌐 | www.abclonal.com.cn

Background

The epidermal growth factor receptor (EGFR) is overexpressed in a variety of human epithelial tumors, often as a consequence of gene amplification. Tumors with EGFR gene amplification frequently contain EGFR gene rearrangements, with the most common extracellular domain mutation being EGFRvIII. This mutation leads to a deletion of exons 2-7 of the EGFR gene and renders the mutant receptor incapable of binding any known ligand.

Basic Information

Description

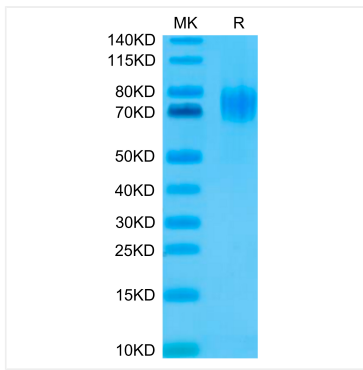
Recombinant Human ERBB1/HER1/EGFR (25-378) Protein is produced by HEK293 cells expression system. The target protein is expressed with sequence (Leu25-Ser378) of Human ERBB1/HER1/EGFR (25-378) (Accession #NP_001333870.1) fused with a C-His&Avi tag at the C-terminus.

Bio-Activity

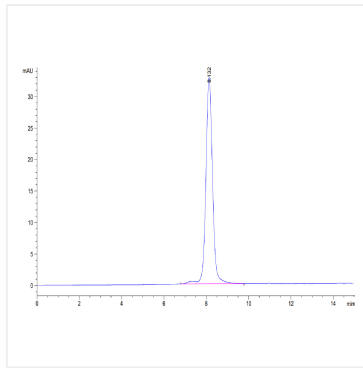
Storage

Store at -20°C. Store the lyophilized protein at -20°C to -80 °C up to 1 year from the date of receipt. After reconstitution, the protein solution is stable at -20°C for 3 months, at 2-8°C for up to 1 week. Avoid repeated freeze/thaw cycles.

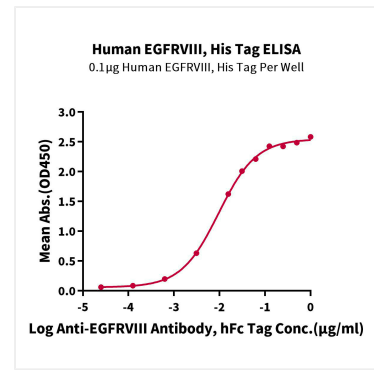
Validation Data



Human EGFRVIII on Tris-Bis PAGE under reduced condition. The purity is greater than 95%.



The purity of Human EGFRVIII is greater than 95% as determined by SEC-HPLC.



Immobilized Human EGFRVIII, His Tag at 1 µg/mL (100 µL/Well) on the plate. Dose response curve for Anti-EGFRVIII Antibody, hFc Tag with the EC_{50} of 9.6ng/mL determined by ELISA.