

# Biotinylated Recombinant Human CTLA-4/CD152 Protein

Catalog No.: RP00505B **Recombinant**

## Sequence Information

Species	Gene ID	Swiss Prot
Human	1493	P16410

### Tags

C-His&Avi

### Synonyms

CTLA4; CD152; ICOS; CELIAC3; GRD4; GSE; ALP55; IDDM12

## Product Information

Source	Purification
HEK293 cells	> 95% by SDS-PAGE > 95% by HPLC

Calculated MW	Observed MW
16.3 kDa	25-30 kDa

### Endotoxin

< 1 EU/μg of the protein by LAL method

### Formulation

Lyophilized from 0.22 μm filtered solution in PBS (pH 7.4). Normally 8% trehalose is added as protectant before lyophilization.

### Reconstitution

Centrifuge the vial before opening. Reconstitute to a concentration of 0.1-0.5 mg/mL in sterile distilled water. Avoid vortex or vigorously pipetting the protein. For long term storage, it is recommended to add a carrier protein or stabilizer (e.g. 0.1% BSA, 5% HSA, 10% FBS or 5% Trehalose), and aliquot the reconstituted protein solution to minimize free-thaw cycles.

## Contact

☎ | 400-999-6126

✉ | [cn.market@abclonal.com.cn](mailto:cn.market@abclonal.com.cn)

🌐 | [www.abclonal.com.cn](http://www.abclonal.com.cn)

## Background

CTLA-4 (cytotoxic T-lymphocyte-associated protein 4), also known as CD152, is a protein receptor that, functioning as an immune checkpoint, downregulates immune responses. CTLA4 is constitutively expressed in regulatory T cells but only upregulated in conventional T cells after activation – a phenomenon which is particularly notable in cancers. It acts as an "off" switch when bound to CD80 or CD86 on the surface of antigen-presenting cells.

## Basic Information

### Description

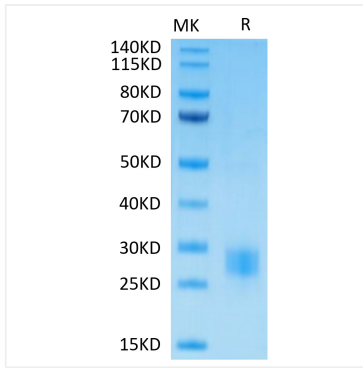
Biotinylated Recombinant Human CTLA-4/CD152 Protein is produced by HEK293 cells expression system. The target protein is expressed with sequence (Lys36-Asp161) of Human CTLA-4/CD152 (Accession #P16410) fused with a C-His&Avi tag at the C-terminus.

### Bio-Activity

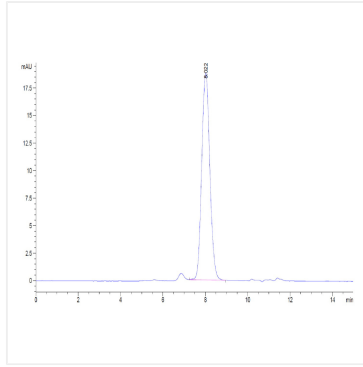
### Storage

Store at -20°C. Store the lyophilized protein at -20°C to -80 °C up to 1 year from the date of receipt. After reconstitution, the protein solution is stable at -20°C for 3 months, at 2-8°C for up to 1 week. Avoid repeated freeze/thaw cycles.

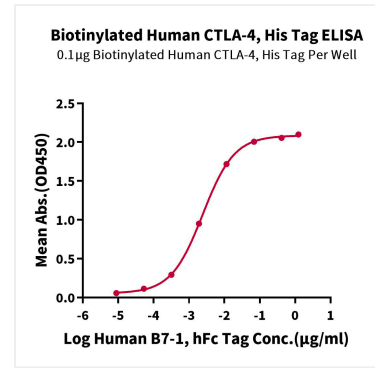
## Validation Data



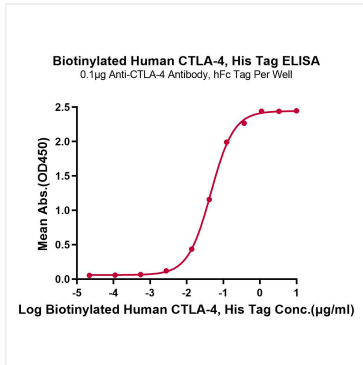
Biotinylated Human CTLA-4 on Tris-Bis PAGE under reduced condition. The purity is greater than 95%.



The purity of Biotinylated Human CTLA-4 is greater than 95% as determined by SEC-HPLC.



Immobilized Biotinylated Human CTLA-4, His Tag at 1 µg/mL (100 µL/well) on the streptavidin precoated plate (5 µg/mL). Dose response curve for Human B7-1, hFc Tag with the EC<sub>50</sub> of 2.4ng/mL determined by ELISA (QC Test).



Immobilized Anti-CTLA-4 Antibody, hFc Tag at 1 µg/mL (100 µL/well) on the plate. Dose response curve for Biotinylated Human CTLA-4, His Tag with the EC<sub>50</sub> of 45.7ng/mL determined by ELISA.