

# Biotinylated Recombinant Human B29/CD79B Protein

Catalog No.: RP00524B **Recombinant**

## Sequence Information

Species	Gene ID	Swiss Prot
Human	974	P40259-1

### Tags

C-His&Avi

### Synonyms

B29; CD79b molecule; CD79B; IGB;  
IGBAGM6; Ig-beta; Ig-β

## Product Information

Source	Purification
HEK293 cells	> 95% by SDS-PAGE > 95% by HPLC

Calculated MW	Observed MW
18.1 kDa	35-45 kDa

### Endotoxin

< 1 EU/μg of the protein by LAL method

### Formulation

Lyophilized from 0.22 μm filtered solution in PBS (pH 7.4). Normally 8% trehalose is added as protectant before lyophilization.

### Reconstitution

Centrifuge the vial before opening. Reconstitute to a concentration of 0.1-0.5 mg/mL in sterile distilled water. Avoid vortex or vigorously pipetting the protein. For long term storage, it is recommended to add a carrier protein or stabilizer (e.g. 0.1% BSA, 5% HSA, 10% FBS or 5% Trehalose), and aliquot the reconstituted protein solution to minimize free-thaw cycles.

## Contact

☎ | 400-999-6126

✉ | [cn.market@abclonal.com.cn](mailto:cn.market@abclonal.com.cn)

🌐 | [www.abclonal.com.cn](http://www.abclonal.com.cn)

## Background

CD79B (also known as B29, Ig beta and B cell antigen receptor complex-associated protein beta-chain) is a 36-40 kDa member of the Ig-Superfamily. It is required in cooperation with CD79A for initiation of the signal transduction cascade activated by the B-cell antigen receptor complex (BCR) which leads to internalization of the complex, trafficking to late endosomes and antigen presentation. Enhances phosphorylation of CD79A, possibly by recruiting kinases which phosphorylate CD79A or by recruiting proteins which bind to CD79A and protect it from dephosphorylation.

## Basic Information

### Description

Biotinylated Recombinant Human CD79B Protein is produced by HEK293 cells expression system. The target protein is expressed with sequence (Ala29-Asp159) of Human CD79B (Accession #P40259-1) fused with a C-His&Avi tag at the C-terminus.

### Bio-Activity

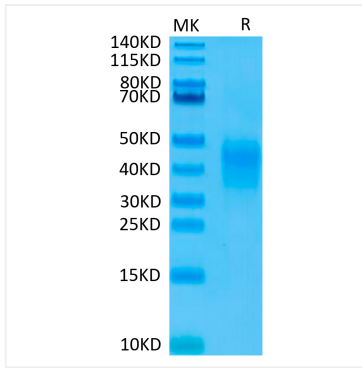
#### Storage

Store at -20°C. Store the lyophilized protein at -20°C to -80 °C up to 1 year from the date of receipt.

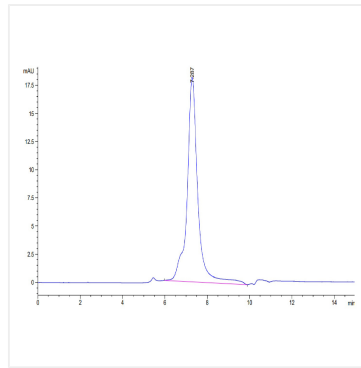
After reconstitution, the protein solution is stable at -20°C for 3 months, at 2-8°C for up to 1 week.

Avoid repeated freeze/thaw cycles.

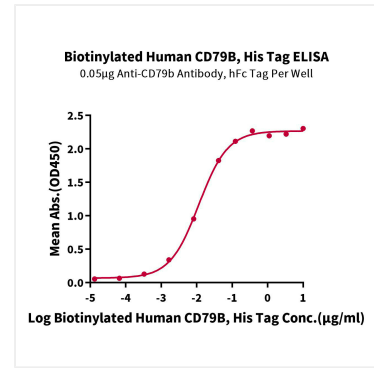
## Validation Data



Biotinylated CD79B on Tris-Bis PAGE under reduced condition. The purity is greater than 95%.



The purity of Biotinylated CD79B is greater than 95% as determined by SEC-HPLC.



Immobilized Anti-CD79B Antibody, hFc Tag at 0.5 µg/mL (100 µL/well) on the plate. Dose response curve for Biotinylated Human CD79B, His Tag with the  $EC_{50}$  of 11.5ng/mL determined by ELISA.