

Recombinant Human CD70 Protein

Catalog No.: RP00526 **Recombinant**

Sequence Information

Species	Gene ID	Swiss Prot
Human	970	P32970-1

Tags

N-His

Synonyms

CD70 molecule; CD70; TNFSF7; CD27 Ligand; CD27-L; CD27LG; Ki-24 antigen; TNFSF7G

Product Information

Source	Purification
HEK293 cells	> 95% by SDS-PAGE > 95% by HPLC

Endotoxin

< 1 EU/μg of the protein by LAL method

Formulation

Lyophilized from 0.22 μm filtered solution in PBS (pH 7.4). Normally 8% trehalose is added as protectant before lyophilization.

Reconstitution

Centrifuge the vial before opening. Reconstitute to a concentration of 0.1-0.5 mg/mL in sterile distilled water. Avoid vortex or vigorously pipetting the protein. For long term storage, it is recommended to add a carrier protein or stabilizer (e.g. 0.1% BSA, 5% HSA, 10% FBS or 5% Trehalose), and aliquot the reconstituted protein solution to minimize freeze-thaw cycles.

Contact

☎ | 400-999-6126

✉ | cn.market@abclonal.com.cn

🌐 | www.abclonal.com.cn

Background

CD70, also named CD27 ligand (CD27L), is a type II transmembrane glycoprotein belonging to the TNF superfamily (TNFSF) and has been designated TNFSF7. CD70 is a cytokine that binds to CD27. Plays a role in T-cell activation. Induces the proliferation of costimulated T-cells and enhances the generation of cytolytic T-cells.

Basic Information

Description

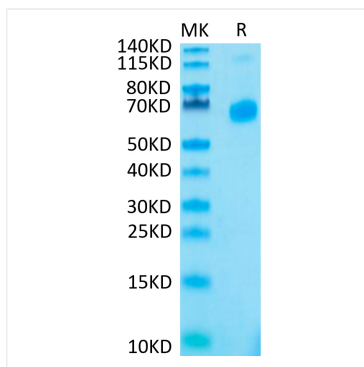
Recombinant Human CD27 Ligand/CD70 Trimer Protein is produced by HEK293 cells expression system. The target protein is expressed with sequence (Leu50-Pro193) of Human CD27 Ligand/CD70 Trimer (Accession #P32970-1) fused with a N-His tag at the N-terminus.

Bio-Activity

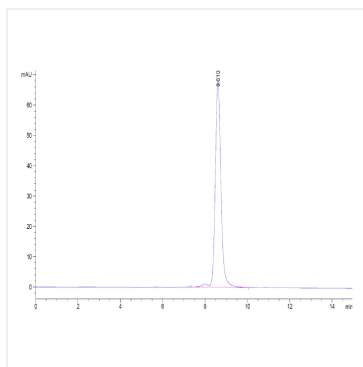
Storage

Store the lyophilized protein at -20°C to -80°C for 12 months. After reconstitution, the protein solution is stable at -20°C for 3 months, at 2-8°C for up to 1 week. Avoid repeated freeze/thaw cycles.

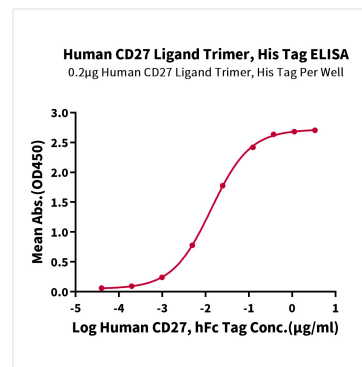
Validation Data



Human CD27 Ligand Trimer on Tris-Bis PAGE under reduced condition. The purity is greater than 95%.



The purity of Human CD27 Ligand Trimer is greater than 95% as determined by SEC-HPLC.



Immobilized Human CD27 Ligand Trimer, His Tag at 2 µg/mL (100 µL/Well) on the plate. Dose response curve for Human CD27, hFc Tag with the EC₅₀ of 13.5ng/mL determined by ELISA.