

Biotinylated Recombinant Human CD47 Protein

Catalog No.: RP00530B **Recombinant**

Sequence Information

Species	Gene ID	Swiss Prot
Human	961	Q08722-1

Tags

C-His&Avi

Synonyms

CD47 glycoprotein; CD47 molecule;
CD47; IAP; OA3; MER6

Product Information

Source	Purification
HEK293 cells	> 95% by SDS-PAGE > 95% by HPLC

Endotoxin

< 1 EU/μg of the protein by LAL method

Formulation

Lyophilized from 0.22 μm filtered solution in PBS (pH 7.4). Normally 8% trehalose is added as protectant before lyophilization.

Reconstitution

Centrifuge the vial before opening. Reconstitute to a concentration of 0.1-0.5 mg/mL in sterile distilled water. Avoid vortex or vigorously pipetting the protein. For long term storage, it is recommended to add a carrier protein or stabilizer (e.g. 0.1% BSA, 5% HSA, 10% FBS or 5% Trehalose), and aliquot the reconstituted protein solution to minimize freeze-thaw cycles.

Contact

☎ | 400-999-6126

✉ | cn.market@abclonal.com.cn

🌐 | www.abclonal.com.cn

Background

CD47 (Cluster of Differentiation 47) also known as integrin associated protein (IAP) is a transmembrane protein that in humans is encoded by the CD47 gene. CD47 belongs to the immunoglobulin superfamily and partners with membrane integrins and also binds the ligands thrombospondin-1 (TSP-1) and signal-regulatory protein alpha (SIRPα). CD-47 acts as a don't eat me signal to macrophages of the immune system which has made it a potential therapeutic target in some cancers.

Basic Information

Description

Biotinylated Recombinant Human CD47 Protein is produced by HEK293 cells expression system. The target protein is expressed with sequence (Gln19-Pro139) of Human CD47 (Accession #Q08722-1) fused with a C-His&Avi tag at the C-terminus.

Bio-Activity

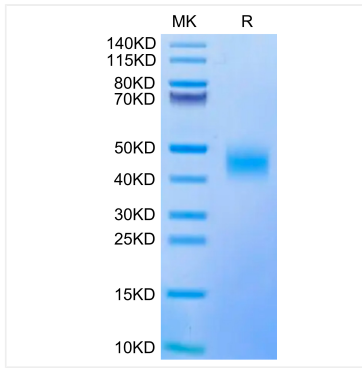
Storage

Store the lyophilized protein at -20°C to -80°C for 12 months.

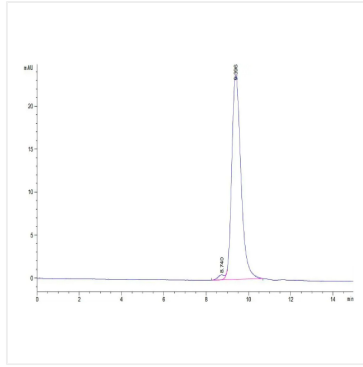
After reconstitution, the protein solution is stable at -20°C for 3 months, at 2-8°C for up to 1 week.

Avoid repeated freeze/thaw cycles.

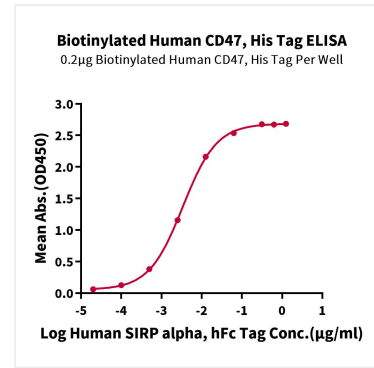
Validation Data



Biotinylated Human CD47 on Tris-Bis PAGE under reduced condition. The purity is greater than 95%.



The purity of Biotinylated Human CD47 is greater than 95% as determined by SEC-HPLC.



Immobilized Biotinylated Human CD47, His Tag at 2 µg/mL (100 µL/well) on the streptavidin precoated plate (5 µg/mL). Dose response curve for Human SIRP alpha, hFc Tag with the EC₅₀ of 3.4ng/mL determined by ELISA.