

Recombinant Human CD44 Protein

Catalog No.: RP00534 **Recombinant**

Sequence Information

Species	Gene ID	Swiss Prot
Human	960	P16070-1

Tags

C-hFc

Synonyms

CD44; CDw44; Epican; ECMR-III; LHR; MDU2; MDU3; MIC4; PGP-I; CSPG8; HCELL; HUTCH-I; IN; MC56

Product Information

Source	Purification
HEK293 cells	> 95% by SDS-PAGE > 95% by HPLC

Calculated MW	Observed MW
53.57 kDa	70-100 kDa

Endotoxin

< 1 EU/μg of the protein by LAL method

Formulation

Lyophilized from 0.22 μm filtered solution in PBS (pH 7.4). Normally 8% trehalose is added as protectant before lyophilization.

Reconstitution

Centrifuge the vial before opening. Reconstitute to a concentration of 0.1-0.5 mg/mL in sterile distilled water. Avoid vortex or vigorously pipetting the protein. For long term storage, it is recommended to add a carrier protein or stabilizer (e.g. 0.1% BSA, 5% HSA, 10% FBS or 5% Trehalose), and aliquot the reconstituted protein solution to minimize free-thaw cycles.

Contact

 | 400-999-6126 | cn.market@abclonal.com.cn | www.abclonal.com.cn

Background

CD44 is a hyaluronan binding cell surface signal transducing receptor that influences motility, cell survival and proliferation as well as the formation of tumor microenvironment. CD44 contains two variable regions encoded by variable exons. Alternative splicing, which is often deregulated in cancer, can produce various isoforms of CD44 with properties that may have different tissue specific effects and therefore even diverse effects on cancer progression

Basic Information

Description

Recombinant Human CD44 Protein is produced by HEK293 cells expression system. The target protein is expressed with sequence (Gln21-Pro220 & Gln386-Ala427) of Human CD44 (Accession #P16070-1) fused with a C-hFc tag at the C-terminus.

Bio-Activity

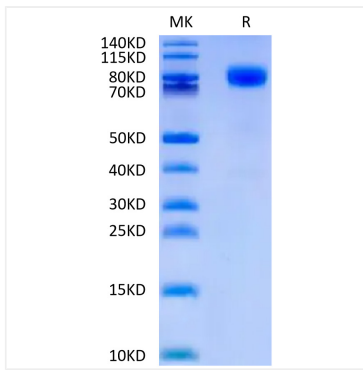
Storage

Store at -20°C. Store the lyophilized protein at -20°C to -80 °C up to 1 year from the date of receipt.

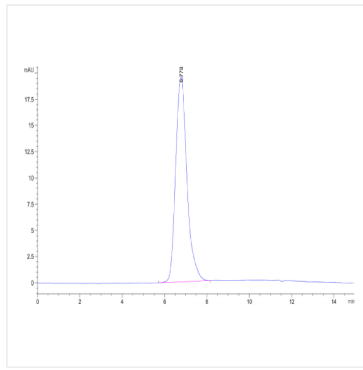
After reconstitution, the protein solution is stable at -20°C for 3 months, at 2-8°C for up to 1 week.

Avoid repeated freeze/thaw cycles.

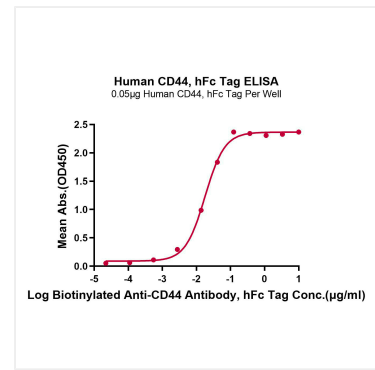
Validation Data



Human CD44 on Tris-Bis PAGE under reduced condition. The purity is greater than 95%.



The purity of Human CD44 is greater than 95% as determined by SEC-HPLC.



Immobilized Human CD44, hFc Tag at 0.5 µg/mL (100 µL/Well) on the plate. Dose response curve for Biotinylated Anti-CD44 Antibody, hFc Tag with the EC_{50} of 17.8ng/mL determined by ELISA.