

# Recombinant Human TNFRSF8/CD30 Protein

Catalog No.: RP00558 **Recombinant**

## Sequence Information

Species	Gene ID	Swiss Prot
Human	943	P28908-1

### Tags

C-hFc

### Synonyms

CD30; CD30KI-1; CD30L receptor;  
TNFRSF8; D1S166EKI-1; CD30KI-1

## Product Information

Source	Purification
HEK293 cells	> 95% by SDS-PAGE > 95% by HPLC

Calculated MW	Observed MW
65.2 kDa	80-115 kDa

### Endotoxin

&lt; 1 EU/μg of the protein by LAL method

### Formulation

Lyophilized from 0.22 μm filtered solution in PBS (pH 7.4). Normally 8% trehalose is added as protectant before lyophilization.

### Reconstitution

Centrifuge the vial before opening. Reconstitute to a concentration of 0.1-0.5 mg/mL in sterile distilled water. Avoid vortex or vigorously pipetting the protein. For long term storage, it is recommended to add a carrier protein or stabilizer (e.g. 0.1% BSA, 5% HSA, 10% FBS or 5% Trehalose), and aliquot the reconstituted protein solution to minimize free-thaw cycles.

## Contact

 | 400-999-6126 | [cn.market@abclonal.com.cn](mailto:cn.market@abclonal.com.cn) | [www.abclonal.com.cn](http://www.abclonal.com.cn)

## Background

The transmembrane receptor CD30 (TNFRSF8) and its ligand CD30L (CD153, TNFSF8) are members of the tumor necrosis factor (TNF) superfamily and display restricted expression in subpopulations of activated T- and B-cells in nonpathologic conditions. CD30 expression is upregulated in various hematological malignancies, including Reed-Sternberg cells in Hodgkin's disease (HD), anaplastic large cell lymphoma (ALCL) and subsets of Non-Hodgkin's lymphomas (NHLs).

## Basic Information

### Description

Recombinant Human TNFRSF8/CD30 Protein is produced by HEK293 cells expression system. The target protein is expressed with sequence (Phe19-Lys379) of Human TNFRSF8/CD30 (Accession #P28908-1) fused with a C-hFc tag at the C-terminus.

### Bio-Activity

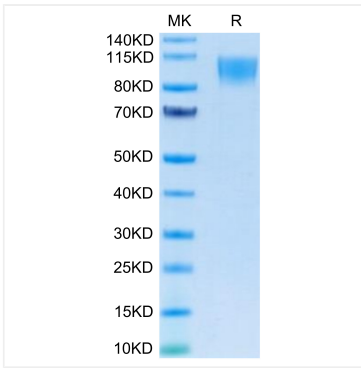
#### Storage

Store at -20°C. Store the lyophilized protein at -20°C to -80 °C up to 1 year from the date of receipt.

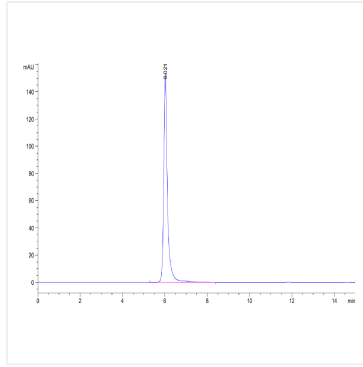
After reconstitution, the protein solution is stable at -20°C for 3 months, at 2-8°C for up to 1 week.

Avoid repeated freeze/thaw cycles.

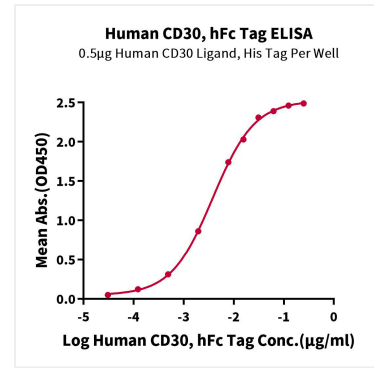
## Validation Data



Human CD30 on Tris-Bis PAGE under reduced condition. The purity is greater than 95%.



The purity of Human CD30 is greater than 95% as determined by SEC-HPLC.



Immobilized Human CD30 Ligand, His Tag at 5 µg/mL (100 µL/well) on the plate. Dose response curve for Human CD30, hFc Tag with the EC<sub>50</sub> of 3.8ng/mL determined by ELISA.