

Recombinant Human CD3E/CD3 epsilon 1-27 Protein

Catalog No.: RP00600 **Recombinant**

Sequence Information

Species	Gene ID	Swiss Prot
Human	916	P07766

Tags

C-hFc&Avi

Synonyms

CD3ε; CD3E; T3E; FLJ18683; TCRE; CD3-epsilon; IMD18

Product Information

Source	Purification
HEK293 cells	> 95% by SDS-PAGE > 95% by HPLC

Endotoxin

< 1 EU/μg of the protein by LAL method

Formulation

Lyophilized from 0.22 μm filtered solution in PBS (pH 7.4). Normally 8% trehalose is added as protectant before lyophilization.

Reconstitution

Centrifuge the vial before opening. Reconstitute to a concentration of 0.1-0.5 mg/mL in sterile distilled water. Avoid vortex or vigorously pipetting the protein. For long term storage, it is recommended to add a carrier protein or stabilizer (e.g. 0.1% BSA, 5% HSA, 10% FBS or 5% Trehalose), and aliquot the reconstituted protein solution to minimize free-thaw cycles.

Contact

☎ | 400-999-6126

✉ | cn.market@abclonal.com.cn

🌐 | www.abclonal.com.cn

Background

CD3E, is a single-pass type I membrane protein. CD3 (cluster of differentiation 3) T cell co-receptor helps to activate both the cytotoxic T cell (CD8 naive T cells) and also T helper cells (CD4 naive T cells). It consists of a protein complex and is composed of four distinct chains. In mammals, the complex contains a CD3γ chain, a CD3δ chain, and two CD3ε chains.

Basic Information

Description

Recombinant Human CD3E/CD3 epsilon 1-27 Protein is produced by HEK293 cells expression system. The target protein is expressed with sequence (Asp23-Thr48) of Human CD3E/CD3 epsilon 1-27 (Accession #P07766) fused with a C-hFc&Avi tag at the C-terminus.

Bio-Activity

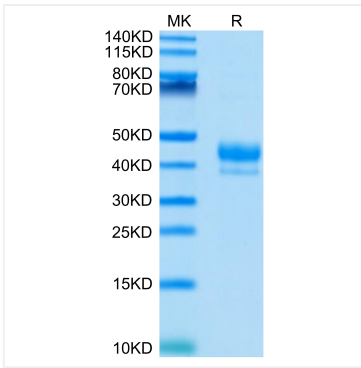
Storage

Store the lyophilized protein at -20°C to -80°C for 12 months.

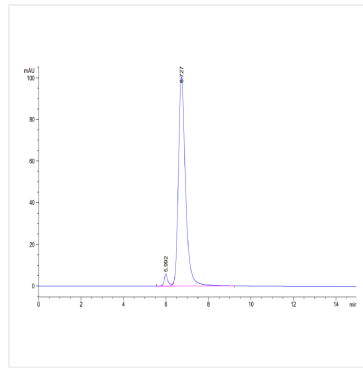
After reconstitution, the protein solution is stable at -20°C for 3 months, at 2-8°C for up to 1 week.

Avoid repeated freeze/thaw cycles.

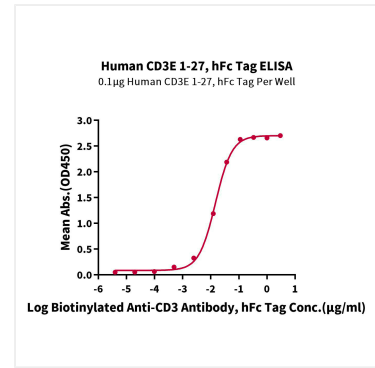
Validation Data



Human CD3E 1-27 on Tris-Bis PAGE under reduced condition. The purity is greater than 95%.



The purity of Human CD3E 1-27 is greater than 95% as determined by SEC-HPLC.



Immobilized Human CD3E 1-27, hFc Tag at 1 µg/mL (100 µL/Well) on the plate. Dose response curve for Biotinylated Anti-CD3 Antibody, hFc Tag with the EC₅₀ of 14.7ng/mL determined by ELISA.