

# Biotinylated Recombinant Human TNFRSF17/BCMA/CD269 Protein

Catalog No.: RP00612B **Recombinant**

## Sequence Information

Species	Gene ID	Swiss Prot
Human	608	Q02223-1

### Tags

C-His&Avi

### Synonyms

CD269; TNFRSF17; BCMA; BCM;  
TNFRSF13A

## Product Information

### Source

HEK293 cells

### Purification

≥ 95 % as determined by SDS-PAGE; ≥ 95 % as determined by HPLC.

### Calculated MW

8.9 kDa

### Observed MW

12, 15-17 kDa

### Endotoxin

< 1 EU/μg of the protein by LAL method.

### Formulation

Lyophilized from 0.22 μm filtered solution in PBS (pH 7.4). Normally 8% trehalose is added as protectant before lyophilization.

### Reconstitution

Centrifuge the vial before opening. Reconstitute to a concentration of 0.1-0.5 mg/mL in sterile distilled water. Avoid vortex or vigorously pipetting the protein. For long term storage, it is recommended to add a carrier protein or stabilizer (e.g. 0.1% BSA, 5% HSA, 10% FBS or 5% Trehalose), and aliquot the reconstituted protein solution to minimize free-thaw cycles.

## Background

B-cell maturation antigen (BCMA or BCM), also known as tumor necrosis factor receptor superfamily member 17 (TNFRSF17), is a protein that in humans is encoded by the TNFRSF17 gene. TNFRSF17 is a cell surface receptor of the TNF receptor superfamily which recognizes B-cell activating factor (BAFF).

## Basic Information

### Description

Biotinylated Recombinant Human TNFRSF17/BCMA/CD269 Protein is produced by HEK293 cells expression system. The target protein is expressed with sequence (Met1-Ala54) of Human TNFRSF17/BCMA/CD269 (Accession #Q02223-1) fused with a C-His&Avi tag at the C-terminus.

### Bio-Activity

### Storage

Store at -20°C. Store the lyophilized protein at -20°C to -80 °C up to 1 year from the date of receipt.

After reconstitution, the protein solution is stable at -20°C for 3 months, at 2-8°C for up to 1 week.

Avoid repeated freeze/thaw cycles.

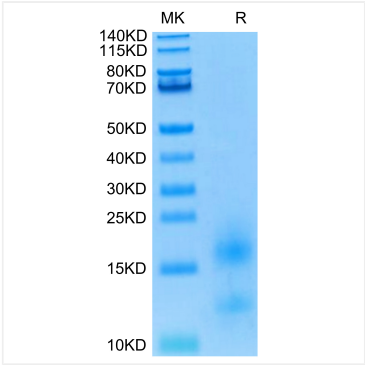
## Contact

☎ | 400-999-6126

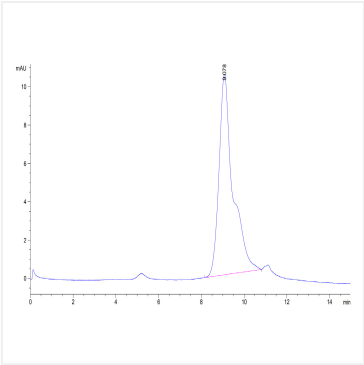
✉ | [cn.market@abclonal.com.cn](mailto:cn.market@abclonal.com.cn)



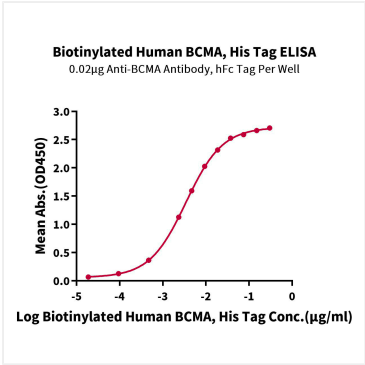
Validation Data



Biotinylated Recombinant Human TNFRSF17/BCMA/CD269 Protein was determined by Tris-Bis PAGE under reducing conditions.



The purity of Biotinylated Human BCMA is greater than 95% as determined by SEC-HPLC.



Immobilized Anti-BCMA Antibody, hFc Tag at 0.2 µg/mL (100 µL/Well) on the plate. Dose response curve for Biotinylated Human BCMA, His Tag with the EC<sub>50</sub> of 3.4ng/mL determined by ELISA.