

Catalog No.: RP00672 **Recombinant**

Species	Gene ID	Swiss Prot
Mouse/Rat	21808	P27090

No tag

TGFβ2; BSC-1 cell growth inhibitor; Cetermin; Glioblastoma-derived T-cell suppressor factor; G-TSF; MGC116892; Polyergin; TGF-beta2; TGF-beta-2; transforming growth factor beta-2

Source	Purification
HEK293 cells	≥ 95 % as determined by SDS-PAGE.

12.69 kDa 10-15 kDa

< 1 EU/μg of the protein by LAL method.

Lyophilized from a 0.2 μm filtered solution of 4 mM HCl. Contact us for customized product form or formulation.

Centrifuge the tube before opening. Reconstitute to a concentration of 0.1-0.5 mg/mL in sterile distilled water. Avoid vortex or vigorously pipetting the protein. For long term storage, it is recommended to add a carrier protein or stabilizer (e.g. 0.1% BSA, 5% HSA, 10% FBS or 5% Trehalose), and aliquot the reconstituted protein solution to minimize free-thaw cycles.

Transforming growth factor beta 2 (TGF- β 2) is a member of TGF-beta superfamily that shares a characteristic cysteine knot structure. Mice with TGF- β 2 gene deletion show defects in development of cardiac, lung, craniofacial, limb, spinal column, eye, inner ear and urogenital systems. All TGF- β isoforms signal via the same heteromeric receptor complex, consisting of a ligand binding TGF- β receptor type II (T β R-II), and a TGF- β receptor type I (T β R-I). Signal transduction from the receptor to the nucleus is mediated via SMADs. TGF- β expression is found in cartilage, bone, teeth, muscle, heart, blood vessels, haematopoietic cells, lung, kidney, gut, liver, eye, ear, skin, and the nervous system.

Recombinant Mouse TGF-beta 2/TGFB2 Protein is produced by Human cells expression system. The target protein is expressed with sequence (Ala303-Ser414) of mouse TGF-beta 2/TGFB2 (Accession #P27090).

Recombinant Mouse/Rat Mature TGF-beta 2 Protein inhibit the IL-4-dependent proliferation of HT-2 mouse T cells. The ED50 for this effect is 0.062-0.248 ng/mL, corresponding to a specific activity of $4.03 \times 10^6 \sim 1.61 \times 10^7$ units/mg.


Store at -20°C. Store the lyophilized protein at -20°C to -80 °C up to 1 year from the date of receipt.

After reconstitution, the protein solution is stable at -20°C for 3 months, at 2-8°C for up to 1 week.

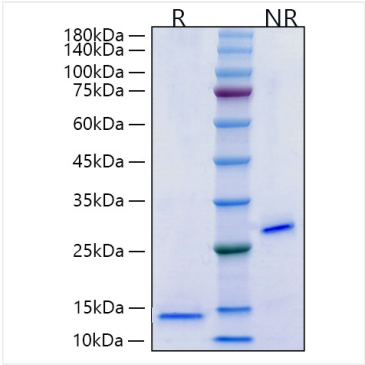
Avoid repeated freeze/thaw cycles.

 | 400-999-6126

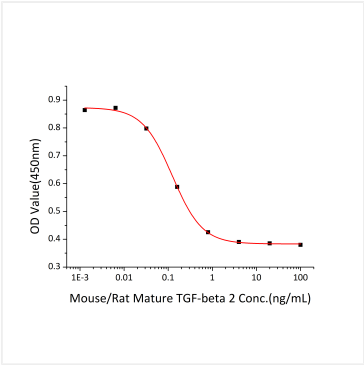
 | cn.market@abclonal.com.cn

 | www.abclonal.com.cn

Validation Data



Recombinant Mouse/Rat Mature TGF-beta 2 Protein was determined by SDS-PAGE under reducing (R) and non-reducing (NR) conditions.



Recombinant Mouse/Rat Mature TGF-beta 2 Protein inhibit the IL-4-dependent proliferation of HT-2 mouse T cells. The ED₅₀ for this effect is 0.062-0.248 ng/mL, corresponding to a specific activity of 4.03×10⁶~1.61×10⁷ units/mg.