

# Recombinant Mouse Flt3 ligand/Flt3L Protein

Catalog No.: RP01058

Recombinant

1 Publications

## Sequence Information

Species	Gene ID	Swiss Prot
Mouse	14256	P49772

### Tags

C-hFc&His

### Synonyms

FLT3LG;FL;FLT3L;Flt3 ligand;FLT3LG

## Product Information

Source	Purification
HEK293 cells	≥ 85 % as determined by SDS-PAGE.

Calculated MW	Observed MW
47.98 kDa	56 kDa

### Endotoxin

< 0.1 EU/μg of the protein by LAL method.

### Formulation

Lyophilized from a 0.22 μm filtered solution of PBS, pH 7.4. Contact us for customized product form or formulation.

### Reconstitution

Centrifuge the vial before opening. Reconstitute to a concentration of 0.1-0.5 mg/mL in sterile distilled water. Avoid vortex or vigorously pipetting the protein. For long term storage, it is recommended to add a carrier protein or stabilizer (e.g. 0.1% BSA, 5% HSA, 10% FBS or 5% Trehalose), and aliquot the reconstituted protein solution to minimize free-thaw cycles.

## Contact

☎ | 400-999-6126

✉ | [cn.market@abclonal.com.cn](mailto:cn.market@abclonal.com.cn)

🌐 | [www.abclonal.com.cn](http://www.abclonal.com.cn)

## Background

### Basic Information

#### Description

Recombinant Mouse Flt3 ligand/Flt3L Protein is produced by HEK293 expression system. The target protein is expressed with sequence (Met1-Arg188) of mouse Flt-3 Ligand (Accession #NP\_038548.3.) fused with an Fc, 6×His tag at the C-terminus.

#### Bio-Activity

Measured by its binding ability in a functional ELISA. Immobilized Recombinant Mouse FLT3, His Tag at 3 μg/mL (100 μL/well) can bind Recombinant Mouse Flt-3 Ligand, The EC<sub>50</sub> of Mouse Flt-3 Ligand is 36 ng/mL.

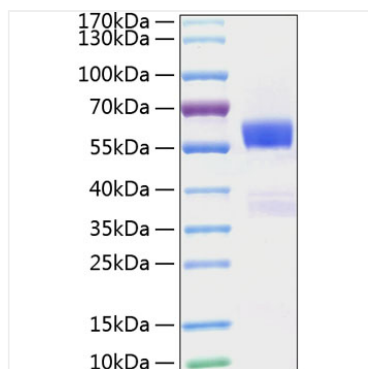
#### Storage

Store at -20°C. Store the lyophilized protein at -20°C to -80 °C up to 1 year from the date of receipt.

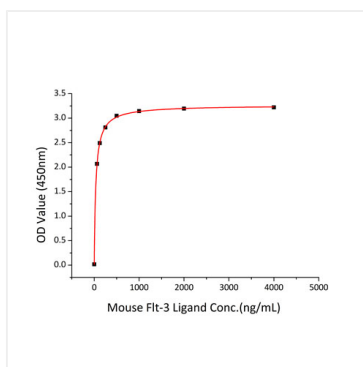
After reconstitution, the protein solution is stable at -20°C for 3 months, at 2-8°C for up to 1 week.

Avoid repeated freeze/thaw cycles.

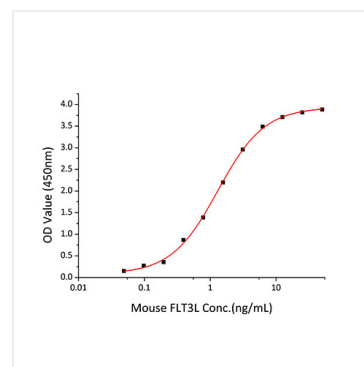
## Validation Data



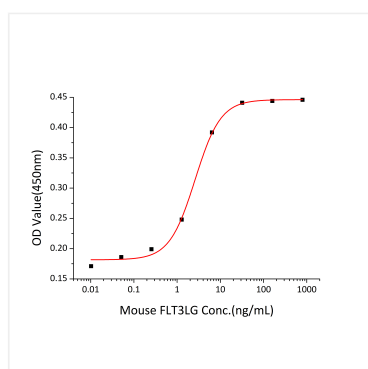
Recombinant Mouse Flt3 ligand/Flt3L Protein was determined by SDS-PAGE under reducing conditions with Coomassie Blue.



Immobilized Recombinant Mouse FLT3, His Tag at 3 $\mu$ g/mL (100  $\mu$ L/well) can bind Recombinant Mouse Flt-3 Ligand, The EC<sub>50</sub> of Mouse Flt-3 Ligand is 36 ng/mL.



Immobilized recombinant Human FLT3 at 0.5 $\mu$ g/mL (100  $\mu$ L/well) can bind FLT3L with a linear range of 0.05-1.3 ng/mL.



Recombinant Mouse Flt3 ligand/Flt3L Protein promote the proliferation using Human OCI-AML5 cells. The ED<sub>50</sub> for this effect is 1.3-5.2ng/mL, corresponding to a specific activity of 1.92 $\times 10^5$ ~7.69 $\times 10^5$  units/mg.