

Recombinant Mouse TNFRSF11B/Osteoprotegerin Protein

Catalog No.: RP01059 **Recombinant**

Sequence Information

Species	Gene ID	Swiss Prot
Mouse	18383	O08712

Tags

C-hFc&His

Synonyms

TNFRSF11B;OCIF;OPG;Osteoprotegerin;TR1;TNFRSF11B

Product Information

Source	Purification
HEK293 cells	> 87% by SDS-PAGE.

Calculated MW	Observed MW
72.71 kDa	100 kDa

Endotoxin

< 0.1 EU/μg of the protein by LAL method.

Formulation

Lyophilized from a 0.22 μm filtered solution of PBS, pH 7.4. Contact us for customized product form or formulation.

Reconstitution

Centrifuge the vial before opening. Reconstitute to a concentration of 0.1-0.5 mg/mL in sterile distilled water. Avoid vortex or vigorously pipetting the protein. For long term storage, it is recommended to add a carrier protein or stabilizer (e.g. 0.1% BSA, 5% HSA, 10% FBS or 5% Trehalose), and aliquot the reconstituted protein solution to minimize free-thaw cycles.

Contact

 | 400-999-6126

 | cn.market@abclonal.com.cn

 | www.abclonal.com.cn

Background

Basic Information

Description

Recombinant Mouse TNFRSF11B/Osteoprotegerin Protein is produced by HEK293 expression system. The target protein is expressed with sequence (Met1-Leu401) of mouse Osteoprotegerin/TNFRSF11B (Accession #NP_032790.3) fused with an Fc, 6xHis tag at the C-terminus.

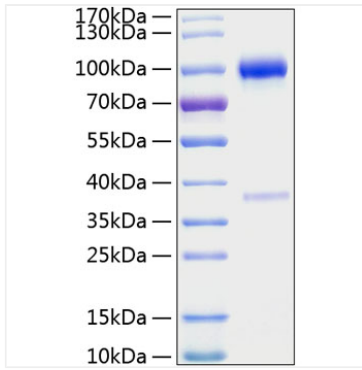
Bio-Activity

1. Measured by its binding ability in a functional ELISA. Immobilized Recombinant Human TNFSF11 at 2 μg/mL (100 μL/well) can bind Recombinant Mouse TNFRSF11B with a linear range of 3-10 ng/mL. 2. Measured by its ability to inhibit TRAIL-mediated cytotoxicity using L-929 mouse fibroblast cells treated with TRAIL. The ED₅₀ for this effect is 0.13-0.54 ng/mL in the presence of 20 ng/mL Recombinant Human TRAIL/TNFSF10.

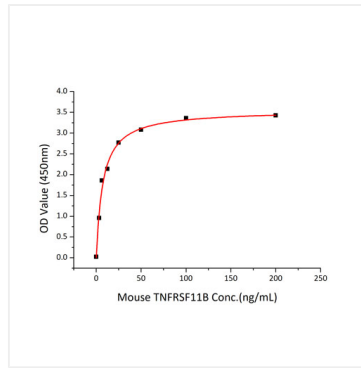
Storage

Store at -20°C. Store the lyophilized protein at -20°C to -80 °C up to 1 year from the date of receipt. After reconstitution, the protein solution is stable at -20°C for 3 months, at 2-8°C for up to 1 week. Avoid repeated freeze/thaw cycles.

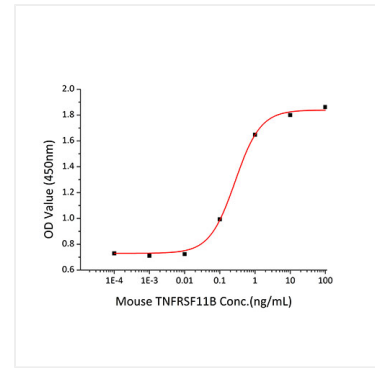
Validation Data



Recombinant Mouse TNFRSF11B/Osteoprotegerin Protein was determined by SDS-PAGE with Coomassie Blue, showing a band at 100kDa.



Immobilized Recombinant Human TNFSF11 at 2 μ g/mL (100 μ L/well) can bind Recombinant Mouse TNFRSF11B with a linear range of 3-10 ng/mL.



Recombinant Mouse TNFRSF11B inhibit TRAIL-mediated cytotoxicity using L-929 mouse fibroblast cells treated with TRAIL. The ED₅₀ for this effect is 0.13-0.54 ng/mL in the presence of 20 ng/mL Recombinant Human TRAIL/TNFSF10.