

Recombinant Rat IFN-gamma Protein

Catalog No.: RP01075 **Recombinant**

Sequence Information

Species	Gene ID	Swiss Prot
Rat	25712	P01581

Tags

C-hFc&His

Synonyms

IFN-gamma;Interferon Gamma;IFNG

Product Information

Source	Purification
HEK293 cells	> 92% by SDS-PAGE.

Endotoxin

< 0.1 EU/μg of the protein by LAL method.

Formulation

Lyophilized from a 0.22 μm filtered solution of PBS, pH 7.4. Contact us for customized product form or formulation.

Reconstitution

Centrifuge the vial before opening. Reconstitute to a concentration of 0.1-0.5 mg/mL in sterile distilled water. Avoid vortex or vigorously pipetting the protein. For long term storage, it is recommended to add a carrier protein or stabilizer (e.g. 0.1% BSA, 5% HSA, 10% FBS or 5% Trehalose), and aliquot the reconstituted protein solution to minimize free-thaw cycles.

Contact

 | 400-999-6126 | cn.market@abclonal.com.cn | www.abclonal.com.cn

Background

Interferon-gamma (IFN-gamma) is a secreted protein which belongs to the type II interferon family. IFN-gamma is produced by a variety of immune cells under inflammatory conditions, notably by T cells and NK cells. IFN-gamma, in addition to having antiviral activity, has important immunoregulatory functions. Interferon-gamma is a central regulator of the immune response and signals via the Janus Activated Kinase (JAK)-Signal Transducer and Activator of Transcription (STAT) pathway.

Basic Information

Description

Recombinant Rat IFN-gamma Protein is produced by HEK293 cells expression system. The target protein is expressed with sequence (Gln23-Cys156) of rat Interferon Gamma (Accession #NP_620235.1) fused with an Fc, 6×His tag at the C-terminus.

Bio-Activity

1. Measured by its binding ability in a functional ELISA. Immobilized recombinant Human IFN-gamma R1 at 3 μg/mL (100 μL/well) can bind recombinant Rat IFNG, the EC₅₀ of Rat IFNG is 1 μg/mL. 2. Measured by its binding ability in a functional ELISA. Immobilized recombinant Mouse IFNGR1 at 0.2 μg/mL (100 μL/well) can bind recombinant Rat IFNG, the EC₅₀ of Rat IFNG is 1.94 ng/mL.

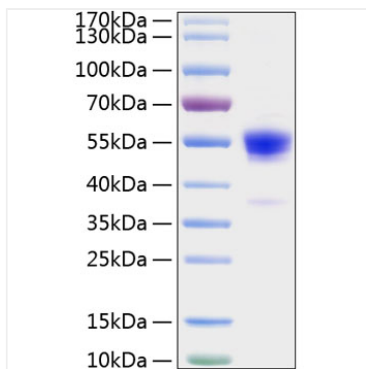
Storage

Store the lyophilized protein at -20°C to -80 °C for long term.

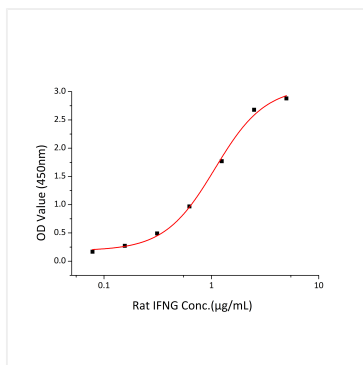
After reconstitution, the protein solution is stable at -20 °C for 3 months, at 2-8 °C for up to 1 week.

Avoid repeated freeze/thaw cycles.

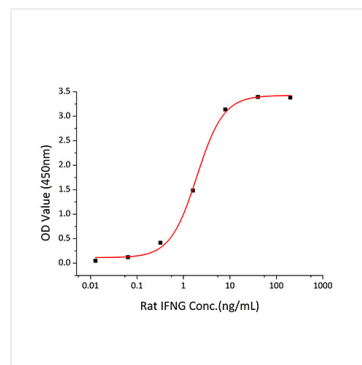
Validation Data



Recombinant Rat IFN-gamma Protein was determined by SDS-PAGE with Coomassie Blue, showing a band at 50-55 kDa.



Immobilized recombinant Human IFN-gamma R1 at 3µg/mL (100µL/well) can bind recombinant Rat IFNG, the EC₅₀ of Rat IFNG is 1 µg/mL.



Immobilized Recombinant Mouse IFNGR1 at 0.2 µg/mL (100 µL/well) can bind recombinant Rat IFNG, the EC₅₀ of Rat IFNG is 1.94 ng/mL.