

Recombinant Human CEA/CD66e Protein

Catalog No.: RP01157 **Recombinant**

Sequence Information

Species	Gene ID	Swiss Prot
Human	1048	P06731

Tags

C-His

Synonyms

CEACAM5;CD66e;CEA

Product Information

Source	Purification
HEK293 cells	> 95% by SDS-PAGE.

Endotoxin

< 0.1 EU/μg of the protein by LAL method.

Formulation

Lyophilized from a 0.22 μm filtered solution of PBS, pH 7.4. Contact us for customized product form or formulation.

Reconstitution

Centrifuge the vial before opening. Reconstitute to a concentration of 0.1-0.5 mg/mL in sterile distilled water. Avoid vortex or vigorously pipetting the protein. For long term storage, it is recommended to add a carrier protein or stabilizer (e.g. 0.1% BSA, 5% HSA, 10% FBS or 5% Trehalose), and aliquot the reconstituted protein solution to minimize free-thaw cycles.

Contact

 | 400-999-6126

 | cn.market@abclonal.com.cn

 | www.abclonal.com.cn

Background

Basic Information

Description

Recombinant Human CEA/CD66e Protein is produced by HEK293 cells expression system. The target protein is expressed with sequence (Lys35-Ala685) of human CEACAM-5/CD66e (Accession #NP_004354.2) fused with a 6×His tag at the C-terminus.

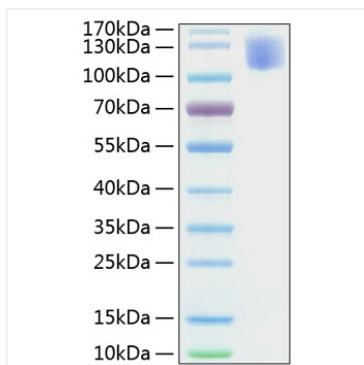
Bio-Activity

Measured by its binding ability in a functional ELISA. Immobilized Recombinant Human CEACAM5 at 5 μg/mL (100 μL/well) can bind Recombinant Human CEACAM8 with a linear range of 0.5-3 μg/mL.

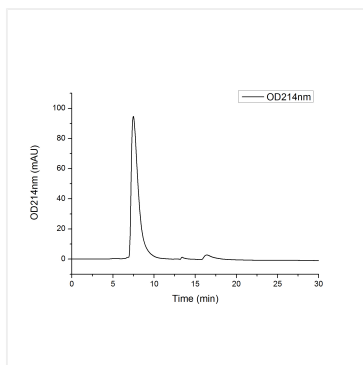
Storage

Store at -20°C. Store the lyophilized protein at -20°C to -80 °C up to 1 year from the date of receipt. After reconstitution, the protein solution is stable at -20°C for 3 months, at 2-8°C for up to 1 week. Avoid repeated freeze/thaw cycles.

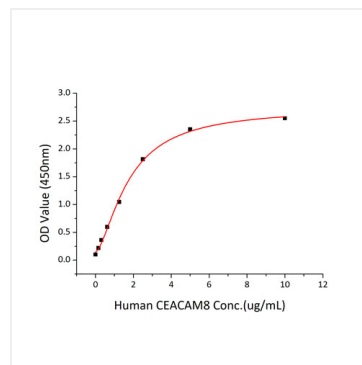
Validation Data



Recombinant Human CEA/CD66e Protein was determined by SDS-PAGE with Coomassie Blue, showing a band at 110-150 kDa..



The purity of human CEACAM-5/CD66e Protein (Cat.RP01157) was greater than 95% as determined by SEC-HPLC.



Immobilized Recombinant Human CEACAM5 at 5 $\mu\text{g/mL}$ (100 μL /well) can bind Recombinant Human CEACAM8 with a linear range of 0.5-3 $\mu\text{g/mL}$.