

# Recombinant Human TNFRSF5/CD40 Protein

Catalog No.: RP01214 **Recombinant**

## Sequence Information

Species	Gene ID	Swiss Prot
Human	958	P25942-1

### Tags

C-His

### Synonyms

CD40;Bp50;CDW40;TNFRSF5;p50; Bp50;  
CDW40; TNFRSF5

## Product Information

Source	Purification
HEK293 cells	> 97% by SDS-PAGE.

### Endotoxin

< 0.1 EU/μg of the protein by LAL method.

### Formulation

Lyophilized from a 0.22 μm filtered solution of PBS, pH 7.4. Contact us for customized product form or formulation.

### Reconstitution

Centrifuge the vial before opening. Reconstitute to a concentration of 0.1-0.5 mg/mL in sterile distilled water. Avoid vortex or vigorously pipetting the protein. For long term storage, it is recommended to add a carrier protein or stabilizer (e.g. 0.1% BSA, 5% HSA, 10% FBS or 5% Trehalose), and aliquot the reconstituted protein solution to minimize freeze-thaw cycles.

## Contact

 | 400-999-6126

 | [cn.market@abclonal.com.cn](mailto:cn.market@abclonal.com.cn)

 | [www.abclonal.com.cn](http://www.abclonal.com.cn)

## Background

### Basic Information

#### Description

Recombinant Human TNFRSF5/CD40 Protein is produced by HEK293 cells expression system. The target protein is expressed with sequence (Glu21-Arg193) of human CD40/TNFRSF5 (Accession #NP\_001241.1) fused with a 6×His tag at the C-terminus.

#### Bio-Activity

Measured by its binding ability in a functional ELISA. Immobilized recombinant human CD40 at 500 ng/mL (100 μL/well) can bind recombinant human CD40 Ligand  Biotinylated  with a linear range of 80-320 ng/mL.

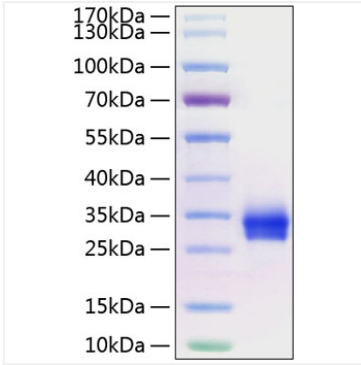
#### Storage

Store at -20°C. Store the lyophilized protein at -20°C to -80 °C up to 1 year from the date of receipt.

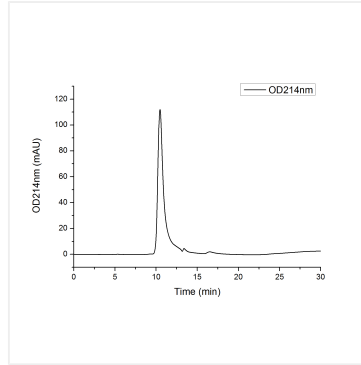
After reconstitution, the protein solution is stable at -20°C for 3 months, at 2-8°C for up to 1 week.

Avoid repeated freeze/thaw cycles.

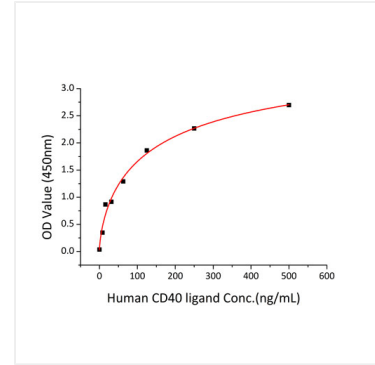
## Validation Data



Recombinant Human TNFRSF5/CD40 Protein was determined by SDS-PAGE with Coomassie Blue, showing a band at 30-35 kDa.



The purity of human CD40/TNFRSF5 Protein (Cat.RP01214) was greater than 95% as determined by SEC-HPLC.



Immobilized recombinant human CD40 at 500ng/mL (100  $\mu$ L/well) can bind recombinant human CD40 Ligand [Biotinylated] with a linear range of 80-320 ng/mL.