

Recombinant Human ROBO4 Protein

Catalog No.: RP01364 **Recombinant**

Sequence Information

Species	Gene ID	Swiss Prot
Human	54538	Q8WZ75

Tags

C-hFc&His

Synonyms

ROBO4;ECSM4;MRB

Product Information

Source	Purification
HEK293 cells	> 95% by SDS-PAGE.

Calculated MW	Observed MW
74.26 kDa	100-120 kDa

Endotoxin

<0.1EU/μg



Formulation

Lyophilized from a 0.22 μm filtered solution of PBS, pH 7.4.

Reconstitution

Centrifuge the vial before opening. Reconstitute to a concentration of 0.1-0.5 mg/mL in sterile distilled water. Avoid vortex or vigorously pipetting the protein. For long term storage, it is recommended to add a carrier protein or stabilizer (e.g. 0.1% BSA, 5% HSA, 10% FBS or 5% Trehalose), and aliquot the reconstituted protein solution to minimize free-thaw cycles.

Contact

 | 400-999-6126 | cn.market@abclonal.com.cn | www.abclonal.com.cn

Background

Roundabout homolog 4, also known as magic roundabout and ROBO4 is a member of the immunoglobulin superfamily and ROBO family. ROBO4 is specifically expressed in endothelial cells. It is expressed at sites of angiogenesis in different tumor types. ROBO4 contains two fibronectin type-III domains and two Ig-like C2-type (immunoglobulin-like) domains. ROBO4 is the fourth identified member of the roundabout receptor family. It is the only Robo family member expressed in primary endothelial cells and that application of Slit inhibits their migration. ROBO4 is predominantly expressed in embryonic or tumor vascular endothelium and is considered important for vascular development and as a candidate tumor endothelial marker. ROBO4 is a bona fide member of the Robo family and may provide a repulsive cue to migrating endothelial cells during vascular development. ROBO4 is a receptor for Slit proteins, at least for SLIT2, and seems to be involved in angiogenesis and vascular patterning. ROBO4 may mediate the inhibition of primary endothelial cell migration by Slit proteins. Activating ROBO4 may have broad therapeutic application in diseases characterized by excessive angiogenesis and/or vascular leak.

Basic Information

Description

Recombinant Human ROBO4 Protein is produced by HEK293 cells expression system. The target protein is expressed with sequence (Gln28-Arg467) of human ROBO4/ECSM4 (Accession #NP_061928.4) fused with a Fc, 6xHis tag at the C-terminus.

Bio-Activity

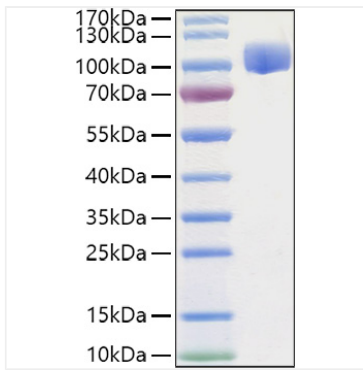
Storage

Store at -20°C. Store the lyophilized protein at -20°C to -80 °C up to 1 year from the date of receipt.

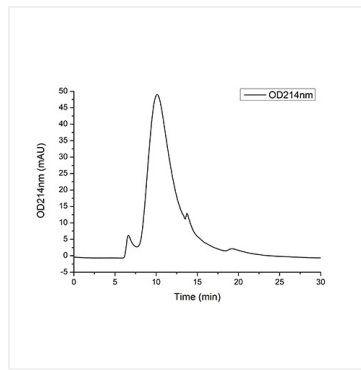
After reconstitution, the protein solution is stable at -20°C for 3 months, at 2-8°C for up to 1 week.

Avoid repeated freeze/thaw cycles.

Validation Data



Recombinant Human ROBO4 Protein was determined by SDS-PAGE with Coomassie Blue, showing a band at 100-120kDa.



The purity of Human ROBO4/ECSM4 Protein (Cat.RP01364) was greater than 95% as determined by SEC-HPLC.