

Recombinant Human B7-H3/CD276 Protein

Catalog No.: RP01371 **Recombinant**

Sequence Information

Species	Gene ID	Swiss Prot
Human	80381	Q5ZPR3-2

Tags

C-hFc&His

Synonyms

CD276; 4Ig-B7-H3; B7-H3; B7H3; B7RP-2;
CD276 antigen; 4Ig-B7-H3; B7-H3; B7H3; B7RP-2

Product Information

Source	Purification
HEK293 cells	> 95% by SDS-PAGE.

Calculated MW	Observed MW
50.00 kDa	63-70 kDa

Endotoxin

<0.1EU/μg

Formulation

Lyophilized from a 0.22 μm filtered solution of PBS, pH 7.4.

Reconstitution

Centrifuge the vial before opening. Reconstitute to a concentration of 0.1-0.5 mg/mL in sterile distilled water. Avoid vortex or vigorously pipetting the protein. For long term storage, it is recommended to add a carrier protein or stabilizer (e.g. 0.1% BSA, 5% HSA, 10% FBS or 5% Trehalose), and aliquot the reconstituted protein solution to minimize free-thaw cycles.

Contact

 | 400-999-6126

 | cn.market@abclonal.com.cn

 | www.abclonal.com.cn

Background

B7 homolog 3 (B7-H3), a member of the immunoglobulin superfamily, is also known CD276, which contains two Ig-like C2-type (immunoglobulin-like) domains and two Ig-like V-type (immunoglobulin-like) domains. B7-H3 may play an important role in muscle-immune interactions, providing further evidence of the active role of muscle cells in local immunoregulatory processes. B7-H3 is a novel protein structurally related to the B7 family of ligands by the presence of a single set of immunoglobulin-V-like and immunoglobulin-C-like (VC) domains. Previous studies have correlated its overexpression with poor prognosis and decreased tumor-infiltrating lymphocytes in various carcinomas including uterine endometrioid carcinomas, and mounting evidence supports an immuno-inhibitory role in ovarian cancer prognosis. Recently, B7-H3 expression has been reported in several human cancers indicating an additional function of B7-H3 as a regulator of antitumor immunity.

Basic Information

Description

Recombinant Human B7-H3/CD276 Protein is produced by HEK293 cells expression system. The target protein is expressed with sequence (Leu29-Pro245) of human B7-H3/CD276 (Accession #NP_079516) fused with a Fc, 6xHis tag at the C-terminus.

Bio-Activity

Measured by its binding ability in a functional ELISA. Immobilized Human CD276 at 2μg/mL (100 μL/well) can bind CD276 Rabbit pAb with a linear range of 0.1-152 ng/mL.

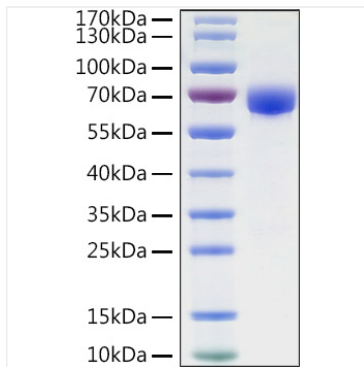
Storage

Store at -20°C. Store the lyophilized protein at -20°C to -80 °C up to 1 year from the date of receipt.

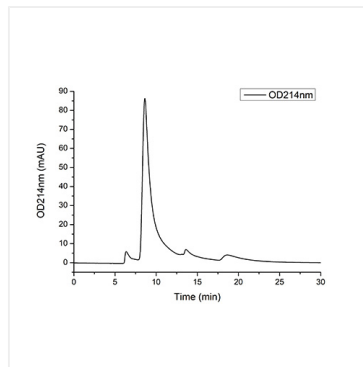
After reconstitution, the protein solution is stable at -20°C for 3 months, at 2-8°C for up to 1 week.

Avoid repeated freeze/thaw cycles.

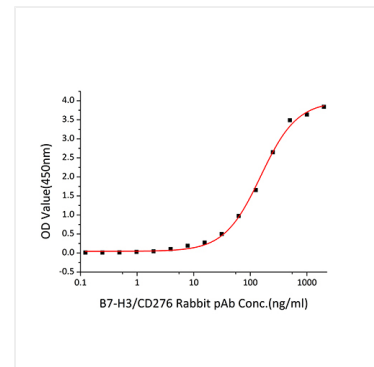
Validation Data



Recombinant Human B7-H3/CD276 Protein was determined by SDS-PAGE with Coomassie Blue, showing a band at 63-70kDa.



The purity of Human B7-H3/CD276 Protein (Cat.RP01371) was greater than 90% as determined by SEC-HPLC.



Immobilized Human CD276 at 2 μ g/mL (100 μ L/well) can bind CD276 Rabbit pAb with a linear range of 0.1-152 ng/mL.