

# Recombinant Monkeypox virus L1R Protein

Catalog No.: RP01544 **Recombinant**

## Sequence Information

Species	Gene ID	Swiss Prot
Monkeypox virus	928938	Q8V4Z7

### Tags

C-His

### Synonyms

L1R;L1R

## Product Information

Source	Purification
<i>E. coli</i>	> 95% by SDS-PAGE.

Calculated MW	Observed MW
18.64 kDa	18 kDa

### Endotoxin

<0.1EU/μg


### Formulation

Lyophilized from a 0.22 μm filtered solution of PBS, pH 7.4.


### Reconstitution

Centrifuge the vial before opening. Reconstitute to a concentration of 0.1-0.5 mg/mL in sterile distilled water. Avoid vortex or vigorously pipetting the protein. For long term storage, it is recommended to add a carrier protein or stabilizer (e.g. 0.1% BSA, 5% HSA, 10% FBS or 5% Trehalose), and aliquot the reconstituted protein solution to minimize free-thaw cycles.

## Contact

 | 400-999-6126

 | [cn.market@abclonal.com.cn](mailto:cn.market@abclonal.com.cn)

 | [www.abclonal.com.cn](http://www.abclonal.com.cn)

## Background

### Basic Information

#### Description

Recombinant Monkeypox virus L1R Protein is produced by *E. coli* expression system. The target protein is expressed with sequence (Met1-Lys152) of L1R (Accession #URK20522.1) fused with a 6xHis tag at the C-terminus.

#### Bio-Activity

#### Storage

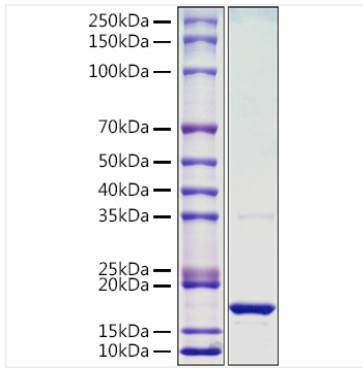
Store at -20°C. Store the lyophilized protein at -20°C to -80 °C up to 1 year from the date of receipt.

After reconstitution, the protein solution is stable at -20°C for 3 months, at 2-8°C for up to 1 week.

Avoid repeated freeze/thaw cycles.

## Validation Data

---



Recombinant Monkeypox virus L1R Protein was determined by SDS-PAGE with Coomassie Blue, showing a band at 18kDa.