

Recombinant Mouse Tyrosine-protein kinase receptor UFO/Axl Protein

Catalog No.: RP01571 **Recombinant**

Sequence Information

Species	Gene ID	Swiss Prot
Mouse	26362	Q00993

Tags

C-hFc

Synonyms

ARK Protein; JTK11 Protein;Tyro7 Protein;UFO Protein;AXL;ARK Protein; JTK11 Protein;Tyro7 Protein;UFO Protein;AXL

Product Information

Source	Purification
HEK293 cells	> 95% by SDS-PAGE.

Calculated MW	Observed MW
72.74 kDa	90-100 kDa

Endotoxin

<0.1EU/μg

Formulation

Lyophilized from a 0.22 μm filtered solution of PBS, pH 7.4.


Reconstitution

Centrifuge the vial before opening. Reconstitute to a concentration of 0.1-0.5 mg/mL in sterile distilled water. Avoid vortex or vigorously pipetting the protein. For long term storage, it is recommended to add a carrier protein or stabilizer (e.g. 0.1% BSA, 5% HSA, 10% FBS or 5% Trehalose), and aliquot the reconstituted protein solution to minimize free-thaw cycles.

Contact

 | 400-999-6126

 | cn.market@abclonal.com.cn

 | www.abclonal.com.cn

Background

Axl receptor tyrosine kinase, together with Tyro3 and Mer, constitute the TAM family of receptor tyrosine kinases. In the nervous system, Axl and its ligand Growth-arrest-specific protein 6 (Gas6) are expressed on multiple cell types. Axl functions in dampening the immune response, regulating cytokine secretion, clearing apoptotic cells and debris, and maintaining cell survival. Axl is upregulated in various disease states, such as in the cuprizone toxicity-induced model of demyelination and in multiple sclerosis (MS) lesions, suggesting that it plays a role in disease pathogenesis. Axl expression correlates with poor prognosis in several cancers. Axl mediates multiple oncogenic phenotypes and activation of these RTKs constitutes a mechanism of chemoresistance in a variety of solid tumors. Axl contributes to cell survival, migration, invasion, metastasis and chemosensitivity justify further investigation of Axl as novel therapeutic targets in cancer. The receptor tyrosine kinase AXL is thought to play a role in metastasis. The soluble AXL receptor as a therapeutic candidate agent for treatment of metastatic ovarian cancer. GAS6/AXL targeting as an effective strategy for inhibition of metastatic tumor progression in vivo.

Basic Information

Description

Recombinant Mouse Tyrosine-protein kinase receptor UFO/Axl Protein is produced by HEK293 cells expression system. The target protein is expressed with sequence (Ala19-Trp445) of mouse Tyrosine-protein kinase receptor UFO/Axl (Accession #NP_033491.2) fused with a hFc tag at the C-terminus.

Bio-Activity

Measured by its binding ability in a functional ELISA. Immobilized Human Gas6 at 2 μg/mL (100 μL/well) can bind Mouse Axl with a linear range of 0.02-2 ng/mL.

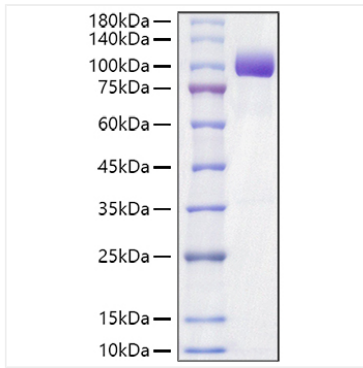
Storage

Store at -20°C. Store the lyophilized protein at -20°C to -80 °C up to 1 year from the date of receipt.

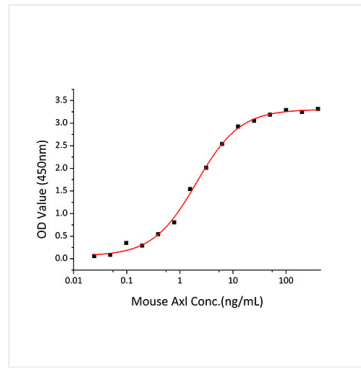
After reconstitution, the protein solution is stable at -20°C for 3 months, at 2-8°C for up to 1 week.

Avoid repeated freeze/thaw cycles.

Validation Data



Recombinant Mouse Tyrosine-protein kinase receptor UFO/Axl Protein was determined by SDS-PAGE with Coomassie Blue, showing a band at 90-110 kDa.



Immobilized Human Gas6 at 2 $\mu\text{g/mL}$ (100 $\mu\text{L/well}$) can bind Mouse Axl with a linear range of 0.02-2 ng/mL.