

# Biotinylated Recombinant Human TIGIT Protein

Catalog No.: RP02075 **Recombinant**

## Sequence Information

Species	Gene ID	Swiss Prot
Human	201633	Q495A1

### Tags

C-His&Avi

### Synonyms

VSIG9; VSTM3; WUCAM; TIGIT

## Product Information

Source	Purification
HEK293 cells	> 95% by Tris-Bis PAGE; > 95% by SEC-HPLC

### Endotoxin

< 1 EU/μg of the protein by LAL method.

### Formulation

Lyophilized from a 0.22 μm filtered solution of PBS, pH 7.4.

### Reconstitution

Centrifuge the tube before opening. Reconstitute to a concentration of 0.1-0.5 mg/mL in sterile distilled water. Avoid vortex or vigorously pipetting the protein. For long term storage, it is recommended to add a carrier protein or stabilizer (e.g. 0.1% BSA, 5% HSA, 10% FBS or 5% Trehalose), and aliquot the reconstituted protein solution to minimize free-thaw cycles.

## Contact

☎ | 400-999-6126

✉ | [cn.market@abclonal.com.cn](mailto:cn.market@abclonal.com.cn)

🌐 | [www.abclonal.com.cn](http://www.abclonal.com.cn)

## Background

### Basic Information

#### Description

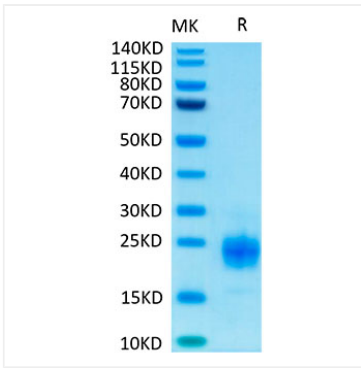
Biotinylated Recombinant Human TIGIT Protein is produced by Expi293 expression system. The target protein is expressed with sequence (Met22-Pro141) of Human TIGIT fused with a His tag and Avi tag at the C-terminal.

#### Bio-Activity

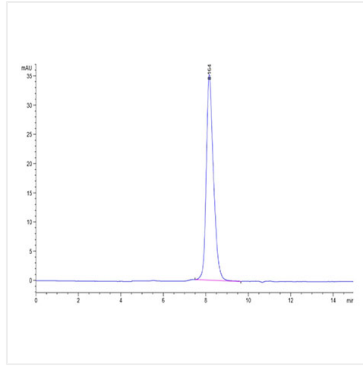
#### Storage

Store the lyophilized protein at -20°C to -80°C for long term. After reconstitution, the protein solution is stable at -20°C for 3 months, at 2-8°C for up to 1 week. Avoid repeated freeze/thaw cycles.

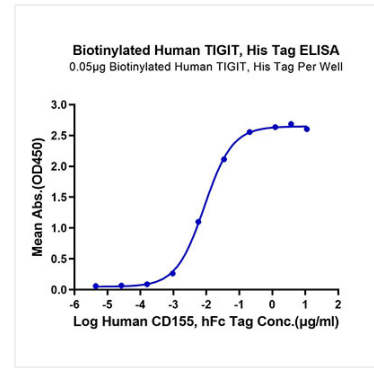
## Validation Data



Biotinylated Human TIGIT on Tris-Bis PAGE under reduced condition. The purity is greater than 95%.



The purity of Biotinylated Human TIGIT is greater than 95% as determined by SEC-HPLC.



Immobilized Biotinylated Human TIGIT, His Tag at 0.5µg/ml (100µl/well) on the streptavidin precoated plate (5µg/ml). Dose response curve for Human CD155, hFc Tag with the EC<sub>50</sub> of 8.7ng/ml determined by ELISA.