

# Biotinylated Recombinant Human TRAIL-R4/CD264 Protein

Catalog No.: RP02087 **Recombinant**

## Sequence Information

Species	Gene ID	Swiss Prot
Human	8793	Q9UBN6

### Tags

C-His&Avi

### Synonyms

CD264; DCR2; TRAIL-R4; TRAILR4; TRUNDD; TNFRSF10D; DCR2; TRAIL-R4; TRAILR4; TRUNDD

## Product Information

Source	Purification
HEK293 cells	> 95% by Tris-Bis PAGE; > 95% by SEC-HPLC

### Endotoxin

< 1 EU/μg of the protein by LAL method.

### Formulation

Lyophilized from a 0.22 μm filtered solution of PBS, pH 7.4.

### Reconstitution

Centrifuge the tube before opening. Reconstitute to a concentration of 0.1-0.5 mg/mL in sterile distilled water. Avoid vortex or vigorously pipetting the protein. For long term storage, it is recommended to add a carrier protein or stabilizer (e.g. 0.1% BSA, 5% HSA, 10% FBS or 5% Trehalose), and aliquot the reconstituted protein solution to minimize freeze-thaw cycles.

## Contact

 | 400-999-6126

 | [cn.market@abclonal.com.cn](mailto:cn.market@abclonal.com.cn)

 | [www.abclonal.com.cn](http://www.abclonal.com.cn)

## Background

### Basic Information

#### Description

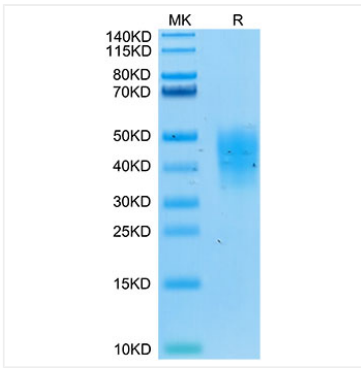
Biotinylated Recombinant Human TRAIL R4 / TNFRSF10D Protein is produced by Expi293 expression system. The target protein is expressed with sequence (Ala56-His211) of Human TRAIL R4 / TNFRSF10D fused with His tag and Avi tag at the C-terminal.

#### Bio-Activity

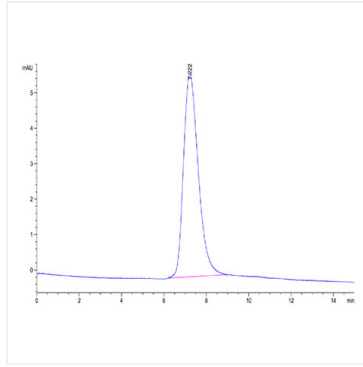
#### Storage

Store the lyophilized protein at -20°C to -80°C for long term. After reconstitution, the protein solution is stable at -20°C for 3 months, at 2-8°C for up to 1 week. Avoid repeated freeze/thaw cycles.

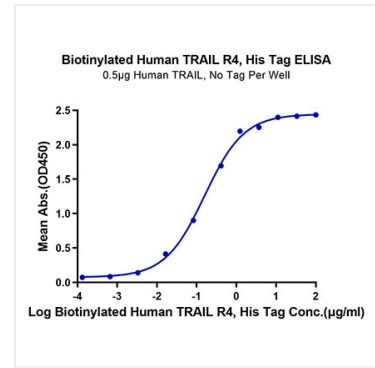
## Validation Data



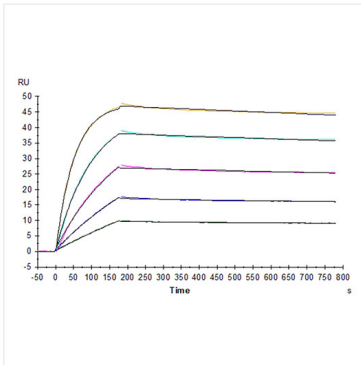
Biotinylated Human TRAIL R4 on Tris-Bis PAGE under reduced conditions. The purity is greater than 95%.



The purity of Biotinylated Human TRAIL R4 is greater than 95% as determined by SEC-HPLC.



Immobilized Human TRAIL, No Tag at 5µg/ml (100µl/well) on the plate. Dose response curve for Biotinylated Human TRAIL R4, His Tag with the  $EC_{50}$  of 0.14µg/ml determined by ELISA.



Biotinylated Human TRAIL R4, His-Avi Tag immobilized on CM5 Chip can bind Human TRAIL, No Tag with an affinity constant of 0.135 nM as determined in SPR assay (Biacore T200).