

Recombinant Human GFR alpha-like/GFRAL Protein

Catalog No.: RP02211 **Recombinant**

Sequence Information

Species	Gene ID	Swiss Prot
Human	389400	Q6UXV0

Tags

C-His&Avi

Synonyms

GFR alpha-like; GFRAL; GRAL; C6orf144

Product Information

Source	Purification
HEK293 cells	> 95% as determined by Tris-Bis PAGE.> 95% as determined by HPLC.

Calculated MW	Observed MW
40.7 kDa	48-62 kDa

Endotoxin

< 1EU per µg by the LAL method.

Formulation

Lyophilized from 0.22µm filtered solution in 20mM PB, 300mM NaCl (pH 6.5). Normally 5 % trehalose is added as protectant before lyophilization.

Reconstitution

Centrifuge the tube before opening. Reconstitute to a concentration of 0.1-0.5 mg/mL in sterile distilled water. Avoid vortex or vigorously pipetting the protein. For long term storage, it is recommended to add a carrier protein or stabilizer (e.g. 0.1% BSA, 5% HSA, 10% FBS or 5% Trehalose), and aliquot the reconstituted protein solution to minimize free-thaw cycles.

Contact

 | 400-999-6126 | cn.market@abclonal.com.cn

Background

GFR alpha-like (GDNF receptor-alpha-like) is a distant member of the GDNFR family of proteins. Mature human GFR alpha-like is a 376 amino acid (aa) type I transmembrane protein. It contains a 333 aa extracellular domain, a 20 aa transmembrane domain and a 23 aa cytoplasmic domain. GFRAL is a brainstem-restricted receptor for GDF15 which regulates food intake, energy expenditure and body weight in response to metabolic and toxin-induced stresses

Basic Information

Description

Recombinant Human GFR alpha-like/GFRAL Protein is produced by mammalian expression system. The target protein is expressed with sequence (Ser19-Glu351) of Human GFR alpha-like/GFRAL (Accession #) fused with a His and Avi tag at the C-terminal.

Bio-Activity

Storage

Store at -20°C. Store the lyophilized protein at -20°C to -80 °C up to 1 year from the date of receipt.

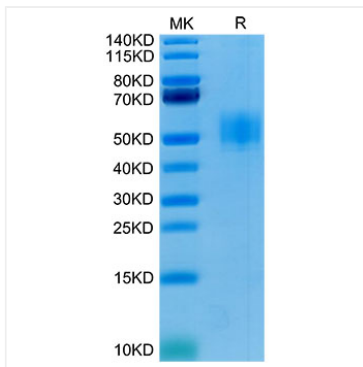
After reconstitution, the protein solution is stable at -20°C for 3 months, at 2-8°C for up to 1 week.

Avoid repeated freeze/thaw cycles.

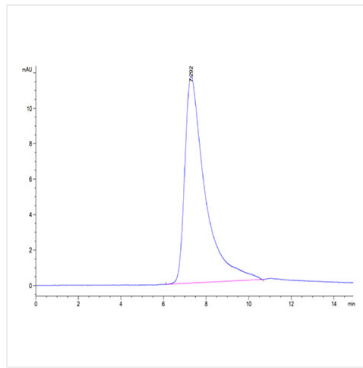


| www.abclonal.com.cn

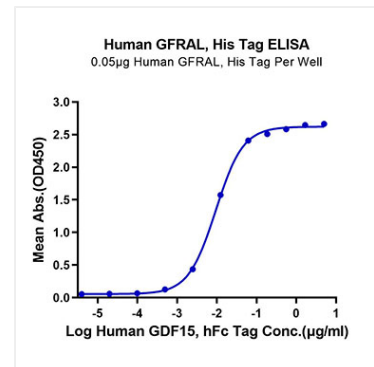
Validation Data



Human GFRAL on Tris-Bis PAGE under reduced condition. The purity is greater than 95%.



The purity of Human GFRAL is greater than 95% as determined by SEC-HPLC.



Immobilized Human GFRAL, His Tag at 0.5µg/ml (100µl/Well). Dose response curve for Human GDF15, hFc Tag with the EC₅₀ of 9.4ng/ml determined by ELISA.