

Recombinant Cynomolgus IL-2RB/CD122 Protein

Catalog No.: RP02292 **Recombinant**

Sequence Information

Species	Gene ID	Swiss Prot
Cynomolgus	102138714	Q38J85

Tags

C-His

Synonyms

CD122 antigen; CD122; high affinity IL-2 receptor beta subunit; High affinity IL-2 receptor subunit beta; IL-15 R beta; IL-2 R beta; IL-2 receptor subunit beta; IL2R beta; IL-2R subunit beta; IL2RB; IL-2Rb; interleukin 15 receptor; beta; interleukin 2 receptor; interleukin-2 receptor subunit beta; P70-75; p75

Product Information

Source	Purification
HEK293 cells	> 95% by Tris-Bis PAGE;> 95% by SEC-HPLC

Endotoxin

< 1 EU/μg of the protein by LAL method.

Formulation

Lyophilized from a 0.22 μm filtered solution of PBS, pH 7.4.

Reconstitution

Centrifuge the tube before opening. Reconstitute to a concentration of 0.1-0.5 mg/mL in sterile distilled water. Avoid vortex or vigorously pipetting the protein. For long term storage, it is recommended to add a carrier protein or stabilizer (e.g. 0.1% BSA, 5% HSA, 10% FBS or 5% Trehalose), and aliquot the reconstituted protein solution to minimize free-thaw cycles.

Contact

 | 400-999-6126

 | cn.market@abclonal.com.cn

 | www.abclonal.com.cn

Background

Basic Information

Description

Recombinant Cynomolgus CD122/IL2RB Protein is produced by Expi293 expression system. The target protein is expressed with sequence (Ala27-Asp239) of Cynomolgus CD122/IL2RB fused with His tag at the C-terminal.

Bio-Activity

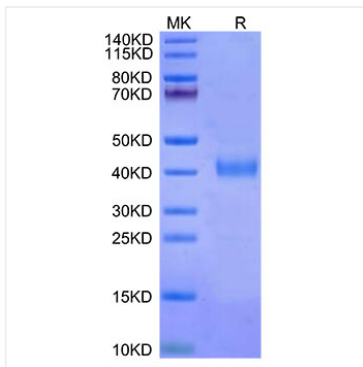
Storage

Store the lyophilized protein at -20°C to -80°C for long term.

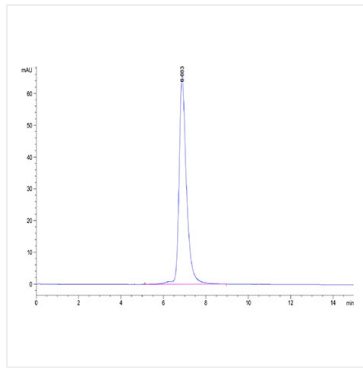
After reconstitution, the protein solution is stable at -20°C for 3 months, at 2-8°C for up to 1 week.

Avoid repeated freeze/thaw cycles.

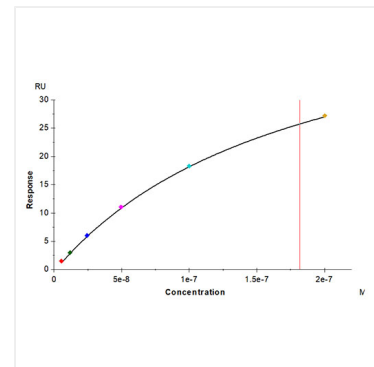
Validation Data



Cynomolgus IL-2 R beta on Tris-Bis PAGE under reduced conditions. The purity is greater than 95%.



The purity of Cynomolgus IL-2 R beta is greater than 95% as determined by SEC-HPLC.



Cynomolgus IL-2 R beta, His Tag captured on CM5 Chip via Anti-His Antibody can bind Human IL-2, No Tag with an affinity constant of 0.182 μ M as determined in SPR assay (Biacore T200).