

Biotinylated Recombinant Human EGFR Protein

Catalog No.: RP02349 **Recombinant**

Sequence Information

Species	Gene ID	Swiss Prot
Human	1956	P00533

Tags

C-His&Avi

Synonyms

EGFR; ERBB; ERBB1; HER1; NISBD2; PIG61; mENA; epidermal growth factor receptor; ERBB; ERBB1; HER1; NISBD2; PIG61; mENA

Product Information

Source	Purification
HEK293 cells	> 95% by Tris-Bis PAGE

Endotoxin

< 1 EU/μg of the protein by LAL method.

Formulation

Lyophilized from a 0.22 μm filtered solution of PBS, pH 7.4.

Reconstitution

Centrifuge the tube before opening. Reconstitute to a concentration of 0.1-0.5 mg/mL in sterile distilled water. Avoid vortex or vigorously pipetting the protein. For long term storage, it is recommended to add a carrier protein or stabilizer (e.g. 0.1% BSA, 5% HSA, 10% FBS or 5% Trehalose), and aliquot the reconstituted protein solution to minimize freeze-thaw cycles.

Background

Basic Information

Description

Biotinylated Recombinant Human EGFR/HER1 Protein is produced by Expi293 expression system. The target protein is expressed with sequence (Leu25-Ser645) of Human EGFR/HER1 fused with a His tag and Avi tag at the C-terminal.

Bio-Activity

Storage

Store the lyophilized protein at -20°C to -80°C for long term.

After reconstitution, the protein solution is stable at -20°C for 3 months, at 2-8°C for up to 1 week.

Avoid repeated freeze/thaw cycles.

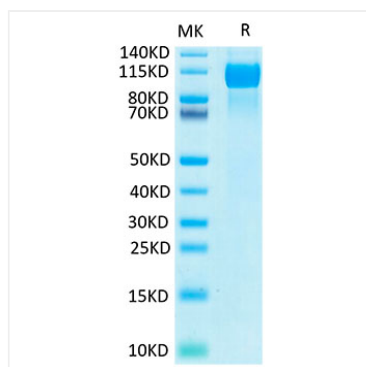
Contact

☎ | 400-999-6126

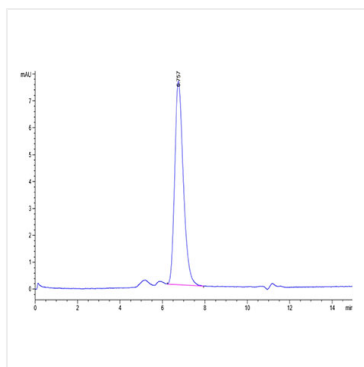
✉ | cn.market@abclonal.com.cn

🌐 | www.abclonal.com.cn

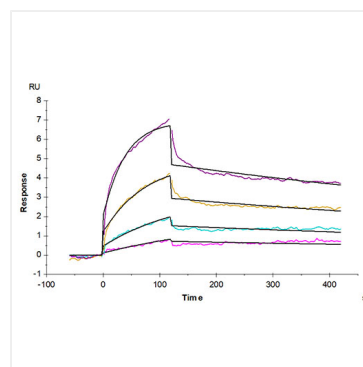
Validation Data



Biotinylated Human EGFR/HER1 on Tris-Bis PAGE under reduced condition. The purity is greater than 95%.



The purity of Biotinylated Human EGFR/HER1 is greater than 95% as determined by SEC-HPLC.



Biotinylated Human EGFR, His-Avi Tag captured on CM5 Chip via Anti-his antibody can bind Human EGF, No Tag with an affinity constant of 0.64 nM as determined in SPR assay (Biacore T200).