

# Biotinylated Recombinant Human ErbB-2/HER2/CD340 Protein

Catalog No.: RP02374 **Recombinant**

## Sequence Information

Species	Gene ID	Swiss Prot
Human	2064	P04626

### Tags

C-His&Avi

### Synonyms

ERBB2; CD340; HER-2; HER-2/neu; HER2; MLN 19; NEU; NGL; TKR1; MLN19; erb-b2 receptor tyrosine kinase 2; ErbB2; Phospho-ErbB2 (Y1139); CD340; HER-2; HER-2/neu; HER2; MLN 19; NEU; NGL; TKR1; erb-b2 receptor tyrosine kinase 2; HER2/ErbB2; MLN19

## Product Information

Source	Purification
HEK293 cells	> 95% by Tris-Bis PAGE; > 95% by SEC-HPLC

### Endotoxin

< 1 EU/μg of the protein by LAL method.

### Formulation

Lyophilized from a 0.22 μm filtered solution of PBS, pH 7.4.

### Reconstitution

Centrifuge the tube before opening. Reconstitute to a concentration of 0.1-0.5 mg/mL in sterile distilled water. Avoid vortex or vigorously pipetting the protein. For long term storage, it is recommended to add a carrier protein or stabilizer (e.g. 0.1% BSA, 5% HSA, 10% FBS or 5% Trehalose), and aliquot the reconstituted protein solution to minimize free-thaw cycles.

## Contact

 | 400-999-6126

 | [cn.market@abclonal.com.cn](mailto:cn.market@abclonal.com.cn)

 | [www.abclonal.com.cn](http://www.abclonal.com.cn)

## Background

### Basic Information

#### Description

Biotinylated Recombinant Human ErbB2/Her2 Protein is produced by Expi293 expression system. The target protein is expressed with sequence (Thr23-Thr652) of Human ErbB2/Her2 fused with a His and Avi tag at the C-terminal.

#### Bio-Activity

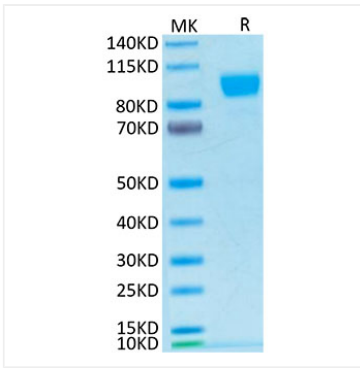
#### Storage

Store the lyophilized protein at -20°C to -80°C for long term.

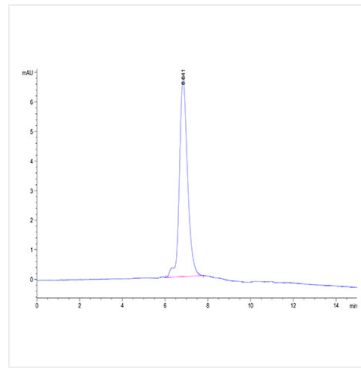
After reconstitution, the protein solution is stable at -20°C for 3 months, at 2-8°C for up to 1 week.

Avoid repeated freeze/thaw cycles.

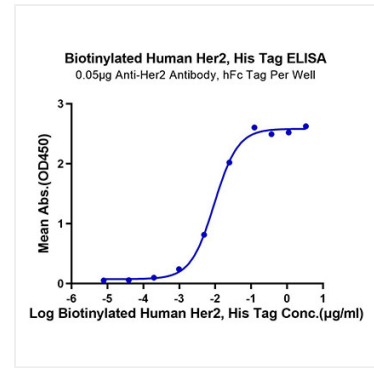
## Validation Data



Biotinylated Human Her2 on Tris-Bis PAGE under reduced condition. The purity is greater than 95%.



The purity of Biotinylated Human Her2 is greater than 95% as determined by SEC-HPLC.



Immobilized Anti-Her2 Antibody, hFc Tag at 0.5µg/ml (100µl/Well) on the plate. Dose response curve for Biotinylated Human Her2, His Tag with the  $EC_{50}$  of 9.4ng/ml determined by ELISA.