

Catalog No.: RP02423B **Recombinant**

Species	Gene ID	Swiss Prot
Human	23765	O96F46

C-His&Avi

CANDF5; CD217; CDw217; IL-17RA;
IL17R; IMD51;
hIL-17R;IL17RA;CD217;CDw217;IL-17RA;IL
L17R;IMD51;hIL-17R

HEK293 cells

≥ 95 % as determined by Tris-Bis PAGE; ≥ 90 % as determined by HPLC.

36.4 kDa

60-70 kDa

< 1 EU/μg of the protein by LAL method.

Lyophilized from a 0.22 μm filtered solution of PBS, pH 7.4.

Centrifuge the tube before opening. Reconstitute to a concentration of 0.1-0.5 mg/mL in sterile distilled water. Avoid vortex or vigorously pipetting the protein. For long term storage, it is recommended to add a carrier protein or stabilizer (e.g. 0.1% BSA, 5% HSA, 10% FBS or 5% Trehalose), and aliquot the reconstituted protein solution to minimize free-thaw cycles.

 | 400-999-6126

 | cn.market@abclonal.com.cn

 | www.abclonal.com.cn

Interleukin 17 (also known as CTLA-8) is a T cell-expressed pleotropic cytokine. IL-17 binds to IL-17 receptor (IL-17 R) which shares no homology with any known family of receptors. While the expression of IL-17 is restricted to activated T cells, the IL-17 R mRNA exhibits a broad tissue distribution, and has been detected in virtually all cells and tissues tested. The human IL-17 R gene was localized to chromosome 22.

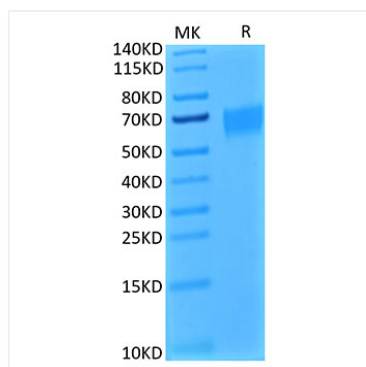
Biotinylated Recombinant Human IL-17RA/CD217 Protein is produced by Expi293 expression system. The target protein is expressed with sequence (Leu33-Trp320) of Human IL-17RA fused with a His tag and Avi tag at the C-terminal.

Storage
Store at -20°C. Store the lyophilized protein at -20°C to -80°C up to 1 year from the date of receipt.

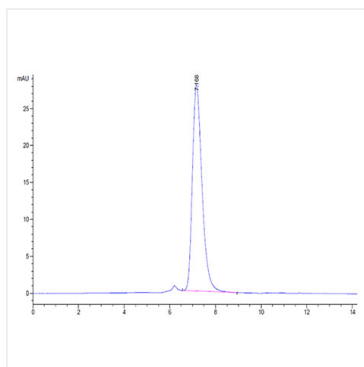
After reconstitution, the protein solution is stable at -20°C for 3 months, at 2-8°C for up to 1 week.

Avoid repeated freeze/thaw cycles.

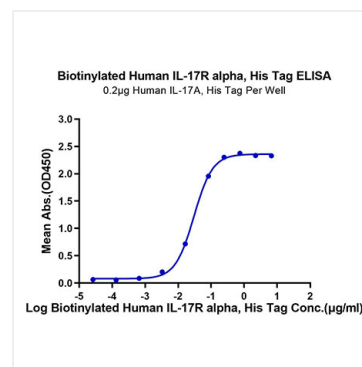
Validation Data



Biotinylated Recombinant Human IL-17RA/CD217 Protein was determined by Tris-Bis PAGE under reducing conditions with Coomassie Blue.



The purity of Biotinylated Human IL-17R alpha is greater than 95% as determined by SEC-HPLC.



Immobilized Human IL-17A, His Tag at 2μg/ml (100μl/well) on the plate. Dose response curve for Biotinylated Human IL-17R alpha, His Tag with the EC₅₀ of 30.1ng/ml determined by ELISA.