

Biotinylated Recombinant Human MMP-9 Protein

Catalog No.: RP02444 **Recombinant**

Sequence Information

Species	Gene ID	Swiss Prot
Human	4318	P14780

Tags

C-His&Avi

Synonyms

MMP9;CLG4B;GELB;MANDP2;MMP-9

Product Information

Source	Purification
HEK293 cells	> 95% by Tris-Bis PAGE;> 95% by SEC-HPLC

Endotoxin

< 1 EU/μg of the protein by LAL method.

Formulation

Lyophilized from a 0.22 μm filtered solution of PBS, pH 7.4.

Reconstitution

Centrifuge the tube before opening. Reconstitute to a concentration of 0.1-0.5 mg/mL in sterile distilled water. Avoid vortex or vigorously pipetting the protein. For long term storage, it is recommended to add a carrier protein or stabilizer (e.g. 0.1% BSA, 5% HSA, 10% FBS or 5% Trehalose), and aliquot the reconstituted protein solution to minimize free-thaw cycles.

Contact

 | 400-999-6126

 | cn.market@abclonal.com.cn

 | www.abclonal.com.cn

Background

Basic Information

Description

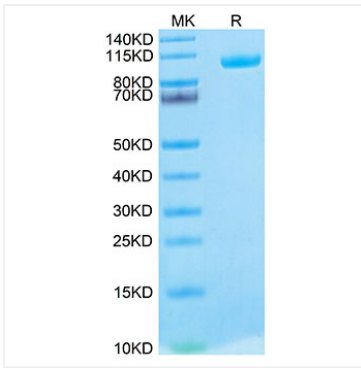
Biotinylated Recombinant Human MMP9 Protein is produced by Expi293 expression system. The target protein is expressed with sequence (Ala20-Asp707) of Human MMP9 fused with a His and Avi tag at the C-terminal.

Bio-Activity

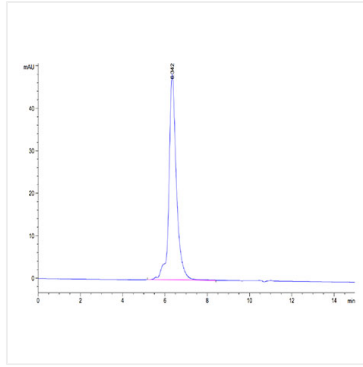
Storage

Store the lyophilized protein at -20°C to -80°C for long term. After reconstitution, the protein solution is stable at -20°C for 3 months, at 2-8°C for up to 1 week. Avoid repeated freeze/thaw cycles.

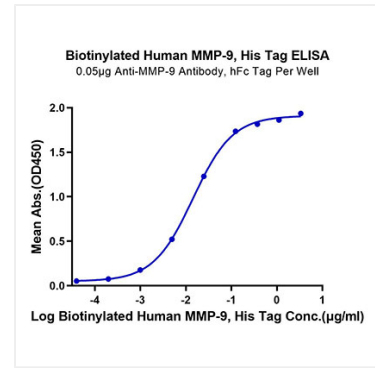
Validation Data



Biotinylated Human MMP-9 on Tris-Bis PAGE under reduced condition. The purity is greater than 95%.



The purity of Biotinylated Human MMP-9 is greater than 95% as determined by SEC-HPLC.



Immobilized Anti-MMP-9 Antibody, hFc Tag at 0.5µg/ml (100µl/well) on the plate. Dose response curve for Biotinylated Human MMP-9, His Tag with the EC₅₀ of 14.3ng/ml determined by ELISA.