

Recombinant Cynomolgus B7-H1/PD-L1/CD274 Protein

Catalog No.: RP02471

Recombinant

Sequence Information

Species	Gene ID	Swiss Prot
Cynomolgus	102145573	G7PSE7

Tags

C-hFc

Synonyms

CD274 antigenMGC142294; CD274 molecule; CD274;PDL1; PD-L1; PD-L1B7 homolog 1;B7-H; B7H1; B7-H1; B7H1PDCD1L1;? PDCD1L1; PDCD1LG1; PDCD1LG1MGC142296;? PDL1PDCD1 ligand 1; programmed cell death 1 ligand 1; Programmed death ligand 1; PDL1

Product Information

Source

HEK293 cells

Purification

≥ 95 % as determined by Tris-Bis PAGE; ≥ 95 % as determined by HPLC.

Calculated MW

52 kDa

Observed MW

60-70 kDa

Endotoxin

< 1 EU/μg of the protein by LAL method.

Formulation

Lyophilized from a 0.22 μm filtered solution of PBS, pH 7.4.

Reconstitution

Centrifuge the tube before opening. Reconstitute to a concentration of 0.1-0.5 mg/mL in sterile distilled water. Avoid vortex or vigorously pipetting the protein. For long term storage, it is recommended to add a carrier protein or stabilizer (e.g. 0.1% BSA, 5% HSA, 10% FBS or 5% Trehalose), and aliquot the reconstituted protein solution to minimize free-thaw cycles.

Background

Basic Information

Description

Recombinant Cynomolgus PD-L1 Protein is produced by Expi293 expression system. The target protein is expressed with sequence (Phe19-Arg238) of Cynomolgus PD-L1 fused with a hFc tag at the C-terminal.

Bio-Activity

Storage

Store at -20°C. Store the lyophilized protein at -20°C to -80 °C up to 1 year from the date of receipt.

After reconstitution, the protein solution is stable at -20°C for 3 months, at 2-8°C for up to 1 week.

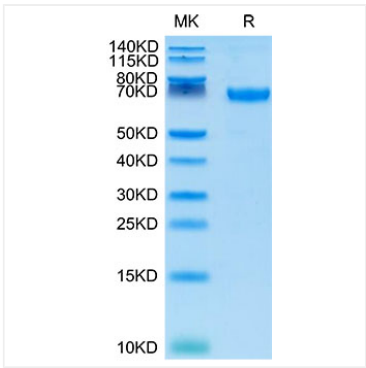
Avoid repeated freeze/thaw cycles.

Contact

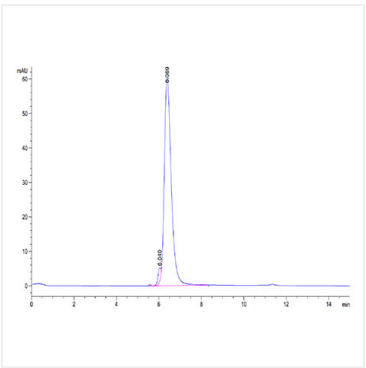


400-999-6126

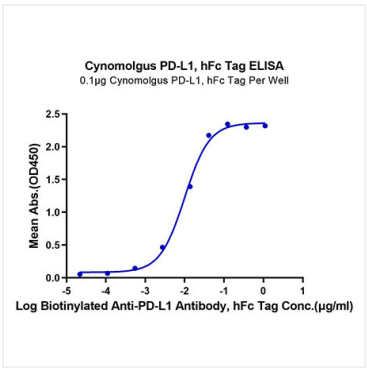
Validation Data



Recombinant Cynomolgus B7-H1/PD-L1/CD274 Protein was determined by Tris-Bis PAGE under reducing conditions.



The purity of Cynomolgus PD-L1 is greater than 95% as determined by SEC-HPLC.



Immobilized Cynomolgus PD-L1, hFc Tag at 1µg/ml (100µl/well) on the plate. Dose response curve for Biotinylated Anti-PD-L1 Antibody, hFc Tag with the EC₅₀ of 10.0ng/ml determined by ELISA.