

Biotinylated Recombinant Human Siglec-10 Protein

Catalog No.: RP02499B **Recombinant**

Sequence Information

Species	Gene ID	Swiss Prot
Human	89790	Q96LC7

Tags

C-hFc&Avi

Synonyms

SLG2; PRO940; SIGLEC-10;SIGLEC10

Product Information

Source	Purification
HEK293 cells	> 95% by Tris-Bis PAGE;> 95% by SEC-HPLC

Endotoxin

< 1 EU/μg of the protein by LAL method.

Formulation

Lyophilized from a 0.22 μm filtered solution of PBS, pH 7.4.

Reconstitution

Centrifuge the tube before opening. Reconstitute to a concentration of 0.1-0.5 mg/mL in sterile distilled water. Avoid vortex or vigorously pipetting the protein. For long term storage, it is recommended to add a carrier protein or stabilizer (e.g. 0.1% BSA, 5% HSA, 10% FBS or 5% Trehalose), and aliquot the reconstituted protein solution to minimize free-thaw cycles.

Contact

 | 400-999-6126 | cn.market@abclonal.com.cn | www.abclonal.com.cn

Background

Siglec-10 is a ligand for CD52, the target of the therapeutic monoclonal antibody Alemtuzumab. It is also reported to bind to Vascular adhesion protein 1 (VAP-1) and to the co-stimulatory molecule CD24 also known as HSA (Heat-stable antigen). Siglecs (sialic acid binding Ig-like lectins) are I-type lectins that belong to the immunoglobulin superfamily. They are characterized by an N-terminal Ig-like V-type domain which mediates sialic acid binding, followed by a varying number of Ig-like C2-type domains. Siglecs 5-11 constitute the CD33/Siglec-3 related group, and are differentially expressed in the hematopoietic system.

Basic Information

Description

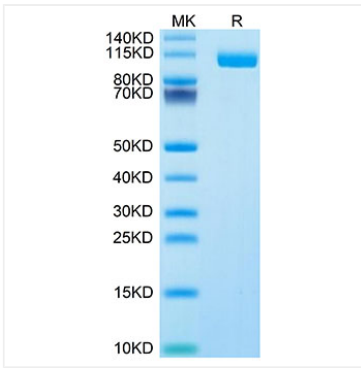
Biotinylated Recombinant Human Siglec-10 Protein is produced by Expi293 expression system. The target protein is expressed with sequence (Met17-Thr546) of Human Siglec-10 fused with a hFc and Avi tag at the C-terminal.

Bio-Activity

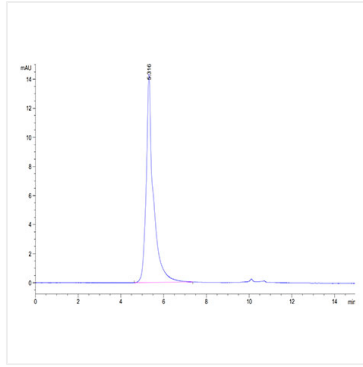
Storage

Store at -20°C. Store the lyophilized protein at -20°C to -80°C up to 1 year from the date of receipt. After reconstitution, the protein solution is stable at -20°C for 3 months, at 2-8°C for up to 1 week. Avoid repeated freeze/thaw cycles.

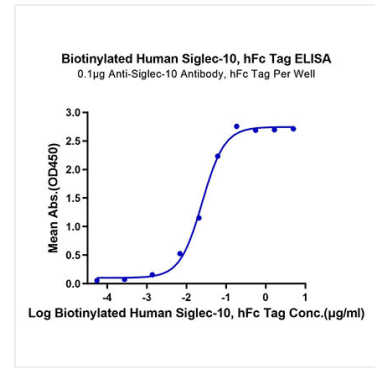
Validation Data



Biotinylated Human Siglec-10 on Tris-Bis PAGE under reduced condition. The purity is greater than 95%.



The purity of Biotinylated Human Siglec-10 is greater than 95% as determined by SEC-HPLC.



Immobilized Anti-Siglec-10 Antibody, hFc Tag at 1µg/ml (100µl/well) on the plate. Dose response curve for Biotinylated Human Siglec-10, hFc Tag with the EC₅₀ of 25ng/ml determined by ELISA.