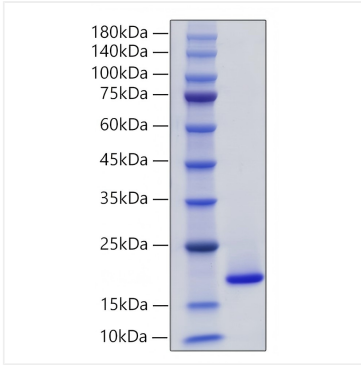
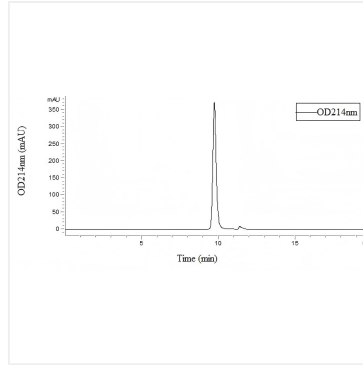




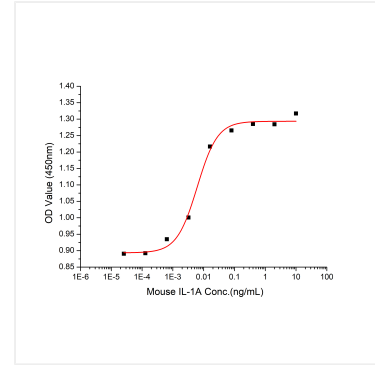
## Validation Data



Recombinant Mouse IL-1 alpha Protein was determined by SDS-PAGE under reducing conditions with Coomassie Blue.



Recombinant Mouse IL-1 alpha Protein is greater than 95% as determined by SEC-HPLC.



Measured in a cell proliferation assay using D10.G4.1 mouse helper T cells. The  $ED_{50}$  for this effect is 3.075-12.3 pg/mL, corresponding to a specific activity of  $8.13 \times 10^7 \sim 3.25 \times 10^8$  units/mg.