

Biotinylated Recombinant Human VEGFR-2/KDR/CD309 Protein

Catalog No.: RP02541 **Recombinant**

Sequence Information

Species	Gene ID	Swiss Prot
Human	3791	P35968-1

Tags

C-His&Avi

Synonyms

CD309; KDR; VEGFR; VEGFR2; VEGFR-21; FLK1; KRD1; Ly73

Product Information

Source

HEK293 cells

Purification

> 95% as determined by Tris-Bis PAGE > 95% as determined by HPLC

Endotoxin

Less than 1EU per µg by the LAL method.

Formulation

Reconstitution

Centrifuge the tube before opening. Reconstitute to a concentration of 0.1-0.5 mg/mL in sterile distilled water. Avoid vortex or vigorously pipetting the protein. For long term storage, it is recommended to add a carrier protein or stabilizer (e.g. 0.1% BSA, 5% HSA, 10% FBS or 5% Trehalose), and aliquot the reconstituted protein solution to minimize free-thaw cycles.

Contact

 | 400-999-6126

 | cn.market@abclonal.com.cn

 | www.abclonal.com.cn

Background

Tyrosine-protein kinase that acts as a cell-surface receptor for VEGFA, VEGFB and PGF, and plays an essential role in the development of embryonic vasculature, the regulation of angiogenesis, cell survival, cell migration, macrophage function, chemotaxis, and cancer cell invasion. The tyrosine kinase receptor vascular endothelial growth factor receptor 2 (VEGFR2) is a key regulator of angiogenesis.

Basic Information

Description

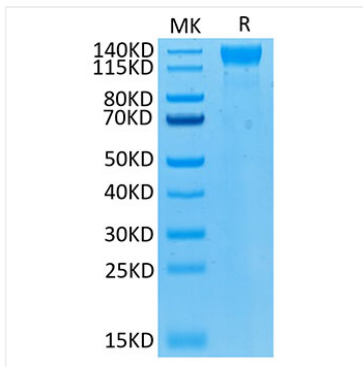
Recombinant Biotinylated Human VEGF R2/KDR Protein is expressed from Expi293 with His tag and Avi tag at the C-terminal. It contains Ala20-Glu764.

Bio-Activity

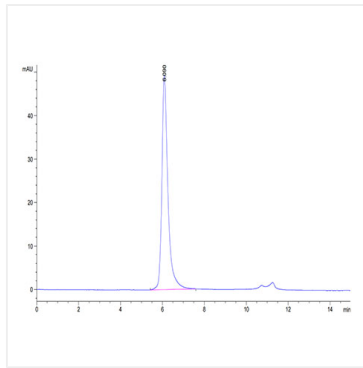
Storage

Store at -20°C. Store the lyophilized protein at -20°C to -80 °C up to 1 year from the date of receipt. After reconstitution, the protein solution is stable at -20°C for 3 months, at 2-8°C for up to 1 week. Avoid repeated freeze/thaw cycles.

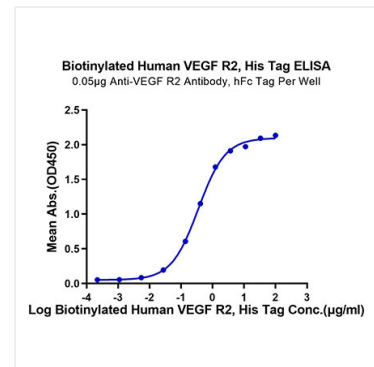
Validation Data



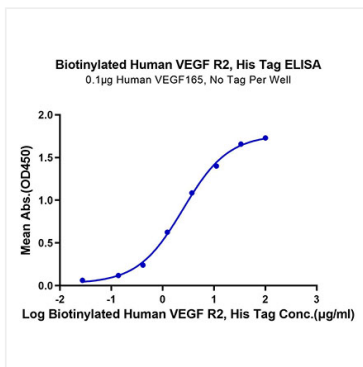
Biotinylated Human VEGF R2 on Tris-Bis PAGE under reduced condition. The purity is greater than 95%.



The purity of Biotinylated Human VEGF R2 is greater than 95% as determined by SEC-HPLC.



Immobilized Anti-VEGF R2 Antibody, hFc Tag at 0.5µg/ml (100µl/well) on the plate. Dose response curve for Biotinylated Human VEGF R2, His Tag with the EC₅₀ of 0.35µg/ml determined by ELISA.



Immobilized Human VEGF165, No Tag at 1µg/ml (100µl/Well) on the plate. Dose response curve for Biotinylated Human VEGF R2, HisTag with the EC₅₀ of 2.5µg/ml determined by ELISA.