

www.abclonal.com

Recombinant

Background

Tyrosine-protein kinase that acts as a cell-surface receptor for VEGFA, VEGFB and PGF, and plays an essential role in the development of embryonic vasculature, the regulation of angiogenesis, cell survival, cell migration, macrophage function, chemotaxis, and cancer cell invasion. The tyrosine kinase receptor vascular endothelial growth factor receptor 2 (VEGFR2) is a key regulator of angiogenesis.

Description

Biotinylated Recombinant Human VEGFR-2/KDR/CD309 Protein is produced by Expi293 expression system. The target protein is expressed with sequence (Ala20-Glu764) of Human VEGFR-2/KDR/CD309 fused with a His and Avi tag at the C-terminal.

Bio-Activity

Storage

Store at -20°C. Store the lyophilized protein at -20°C to -80°C up to 1 year from the date of receipt.

After reconstitution, the protein solution is stable at -20°C for 3 months, at 2-8°C for up to 1 week.

Avoid repeated freeze/thaw cycles.

Endotoxin
< 1 EU/μg of the protein by LAL method.

Formulation

Lyophilized from a 0.22 μm filtered solution of PBS, pH 7.4.

Reconstitution

Centrifuge the tube before opening. Reconstitute to a concentration of 0.1-0.5 mg/mL in sterile distilled water. Avoid vortex or vigorously pipetting the protein. For long term storage, it is recommended to add a carrier protein or stabilizer (e.g. 0.1% BSA, 5% HSA, 10% FBS or 5% Trehalose), and aliquot the reconstituted protein solution to minimize free-thaw cycles.

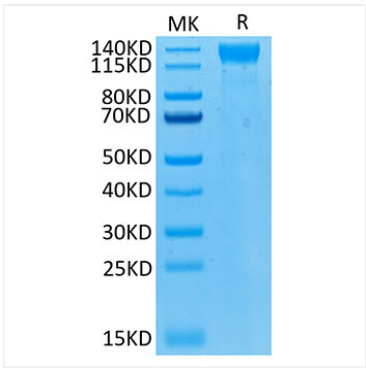
Contact

☎ | 400-999-6126

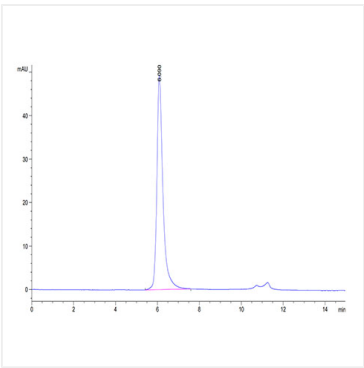
✉ | cn.market@abclonal.com.cn

🌐 | www.abclonal.com.cn

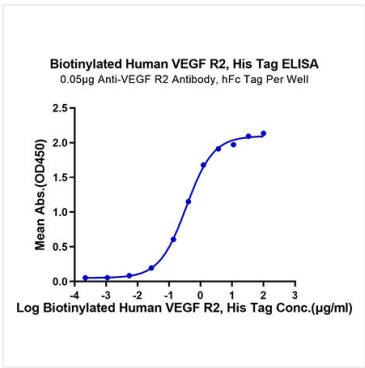
Validation Data



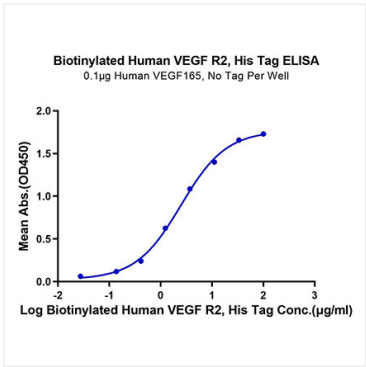
Biotinylated Recombinant Human VEGFR-2/KDR/CD309 Protein was determined by Tris-Bis PAGE under reducing conditions.



The purity of Biotinylated Human VEGF R2 is greater than 95% as determined by SEC-HPLC.



Immobilized Anti-VEGF R2 Antibody, hFc Tag at 0.5µg/ml (100µl/well) on the plate. Dose response curve for Biotinylated Human VEGF R2, His Tag with the EC₅₀ of 0.35µg/ml determined by ELISA.



Immobilized Human VEGF165, No Tag at 1µg/ml (100µl/Well) on the plate. Dose response curve for Biotinylated Human VEGF R2, HisTag with the EC₅₀ of 2.5µg/ml determined by ELISA.