

Recombinant Human FGFR3 alpha (IIIb)/CD333 Protein

Catalog No.: RP02544 **Recombinant**

Sequence Information

Species	Gene ID	Swiss Prot
Human	2261	P22607-2

Tags

C-His&Avi

Synonyms

ACH; CD333; CEK; CEK2; EC 2.7.10; FGF R3; FGFR3; HSFGR3EX; JTK4

Product Information

Source	Purification
HEK293 cells	> 95% as determined by Tris-Bis PAGE > 95% as determined by HPLC

Endotoxin

Less than 1EU per µg by the LAL method.

Formulation

Reconstitution

Centrifuge the tube before opening. Reconstitute to a concentration of 0.1-0.5 mg/mL in sterile distilled water. Avoid vortex or vigorously pipetting the protein. For long term storage, it is recommended to add a carrier protein or stabilizer (e.g. 0.1% BSA, 5% HSA, 10% FBS or 5% Trehalose), and aliquot the reconstituted protein solution to minimize freeze-thaw cycles.

Contact

 | 400-999-6126 | cn.market@abclonal.com.cn | www.abclonal.com.cn

Background

Four distinct genes encoding closely related FGF receptors, FGF R1-4, are known. All four genes for FGF Rs encode proteins with an N-terminal signal peptide, three immunoglobulin (Ig)-like domains, an acid box region containing a run of acidic residues between the Igl and IgII domains, a transmembrane domain and the split tyrosine-kinase domain. FGFR3 is tyrosine-protein kinase that acts as cell-surface receptor for fibroblast growth factors and plays an essential role in the regulation of cell proliferation, differentiation and apoptosis. Plays an essential role in the regulation of chondrocyte differentiation, proliferation and apoptosis, and is required for normal skeleton development. Regulates both osteogenesis and postnatal bone mineralization by osteoblasts.

Basic Information

Description

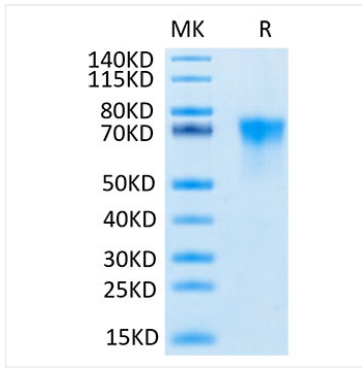
Recombinant Human FGFR3 (IIIb) Protein is expressed from Expi293 with His tag and Avi tag at the C-terminal. It contains Glu23-Gly377.

Bio-Activity

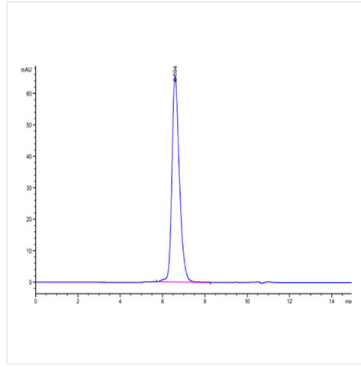
Storage

Store at -20°C. Store the lyophilized protein at -20°C to -80 °C up to 1 year from the date of receipt. After reconstitution, the protein solution is stable at -20°C for 3 months, at 2-8°C for up to 1 week. Avoid repeated freeze/thaw cycles.

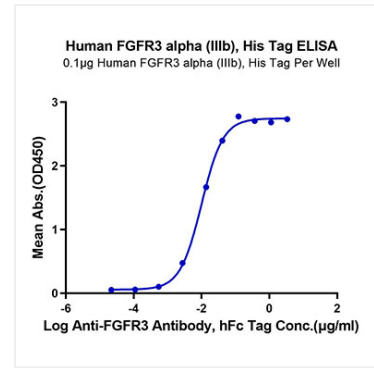
Validation Data



Human FGFR3 alpha (IIIb) on Tris-Bis PAGE under reduced conditions. The purity is greater than 95%.



The purity of Human FGFR3 alpha (IIIb) is greater than 95% as determined by SEC-HPLC.



Immobilized Human FGFR3 alpha (IIIb) at 1µg/ml (100µl/well) on the plate. Dose response curve for Anti-FGFR3 Antibody, hFc Tag with the EC_{50} of 10.7ng/ml determined by ELISA.