

# Biotinylated Recombinant Human Fc-gamma RI/CD64 Protein

Catalog No.: RP02583 **Recombinant**

## Sequence Information

Species	Gene ID	Swiss Prot
Human		P12314-1

### Tags

C-His&Avi

### Synonyms

CD64; CD64a; Fc gamma RI; FCG1; Fc-gamma RIA; FCGR1; FcgRI; FCRI; FcRIA; FLJ18345; FCGR1A; IGFR1; Fcr; Fcgr; FCE1A; FcERI

## Product Information

### Source

HEK293 cells

### Purification

> 95% as determined by Tris-Bis PAGE > 95% as determined by HPLC

### Endotoxin

Less than 1EU per µg by the LAL method.

### Formulation

### Reconstitution

Centrifuge the tube before opening. Reconstitute to a concentration of 0.1-0.5 mg/mL in sterile distilled water. Avoid vortex or vigorously pipetting the protein. For long term storage, it is recommended to add a carrier protein or stabilizer (e.g. 0.1% BSA, 5% HSA, 10% FBS or 5% Trehalose), and aliquot the reconstituted protein solution to minimize free-thaw cycles.

## Contact

 | 400-999-6126

 | [cn.market@abclonal.com.cn](mailto:cn.market@abclonal.com.cn)

 | [www.abclonal.com.cn](http://www.abclonal.com.cn)

## Background

The Fc gamma Rs have been divided into three classes based on close relationships in their extracellular domains; these groups are designated Fc gamma? RI (also known as CD64), Fc gamma? RII (CD32), and Fc gamma? RIII (CD16). Each group may be encoded by multiple genes and exist in different isoforms depending on species and cell type.

## Basic Information

### Description

Recombinant Biotinylated Human Fc gamma RI/CD64 Protein is expressed from Expi293 with His tag and Avi tag at the C-terminal. It contains Gln16-Pro288.

### Bio-Activity

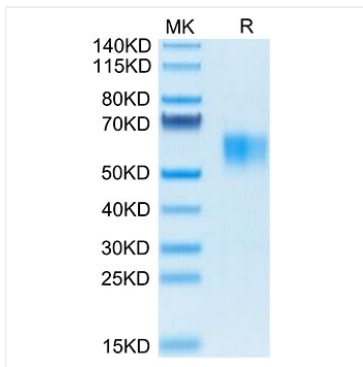
### Storage

Store the lyophilized protein at -20°C to -80°C for long term.

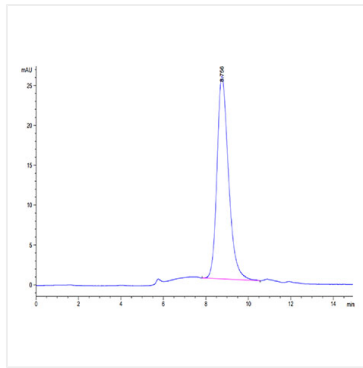
After reconstitution, the protein solution is stable at -20°C for 3 months, at 2-8°C for up to 1 week.

Avoid repeated freeze/thaw cycles.

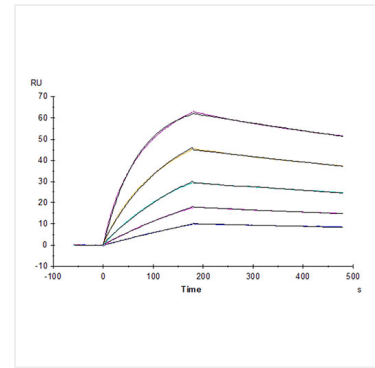
## Validation Data



Biotinylated Human Fc gamma RI on Tris-Bis PAGE under reduced condition. The purity is greater than 95%.



The purity of Biotinylated Human Fc gamma RI is greater than 95% as determined by SEC-HPLC.



Biotinylated Human Fc gamma RI, His-Avi Tag captured on CM5 Chip via Anti-His Antibody can bind Trastuzumab with an affinity constant of 0.91 nM as determined in SPR assay (Biacore T200).