

Biotinylated Recombinant Human TNFSF18/GITR Ligand Trimer Protein (Primary Amine Labeling)

Catalog No.: RP02600 **Recombinant**

Sequence Information

| Species | Gene ID | Swiss Prot |
|---------|---------|------------|
| Human | 8995 | Q9UNG2 |

Tags

N-His&Flag

Synonyms

TNFSF18; AITRL; TL6; GITRL; GITR Ligand

Product Information

Source

HEK293 cells

Purification

> 95% as determined by Tris-Bis PAGE > 95% as determined by HPLC

Endotoxin

Less than 1EU per µg by the LAL method.

Formulation

Reconstitution

Centrifuge the tube before opening. Reconstitute to a concentration of 0.1-0.5 mg/mL in sterile distilled water. Avoid vortex or vigorously pipetting the protein. For long term storage, it is recommended to add a carrier protein or stabilizer (e.g. 0.1% BSA, 5% HSA, 10% FBS or 5% Trehalose), and aliquot the reconstituted protein solution to minimize free-thaw cycles.

Contact

 | 400-999-6126

 | cn.market@abclonal.com.cn

 | www.abclonal.com.cn

Background

Glucocorticoid-induced TNFR-related protein (TNFRSF18, GITR, CD357), expressed by T cells, and its ligand (TNFSF18, GITRL), expressed by myeloid populations, provide co-stimulatory signals that boost T cell activity. Due to the important role that GITR plays in regulating immune functions, agonistic stimulation of GITR is a promising therapeutic concept.

Basic Information

Description

Recombinant Biotinylated Human GITR Ligand/TNFSF18 Trimer Protein (Primary Amine Labeling) is expressed from Expi293 with His tag and flag tag at the N-terminal. It contains Gln50-Ser177.

Bio-Activity

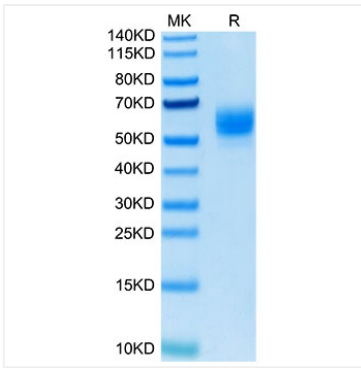
Storage

Store the lyophilized protein at -20°C to -80°C for long term.

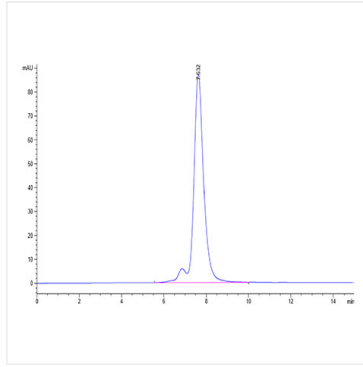
After reconstitution, the protein solution is stable at -20°C for 3 months, at 2-8°C for up to 1 week.

Avoid repeated freeze/thaw cycles.

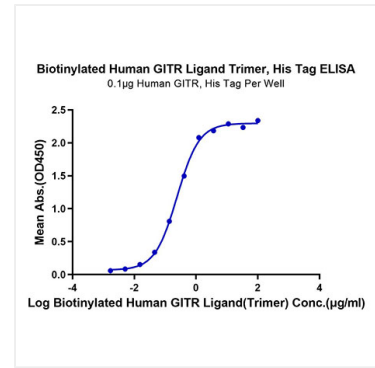
Validation Data



Biotinylated Human GITR Ligand Trimer on Tris-Bis PAGE under reduced condition. The purity is greater than 95%.



The purity of Biotinylated Human GITR Ligand Trimer is greater than 95% as determined by SEC-HPLC.



Immobilized Human GITR, His Tag at 1µg/ml (100µl/Well). Dose response curve for Biotinylated Human GITR Ligand Trimer, His Tag with the EC₅₀ of 0.2µg/ml determined by ELISA.