

# Recombinant Cynomolgus PVRIG Protein

Catalog No.: RP02609 **Recombinant**

## Sequence Information

Species	Gene ID	Swiss Prot
Cynomolgus	102127364	A0A2K5WVV 8-1

### Tags

C-hFc

### Synonyms

C7orf15; CD112R; MGC104322;  
MGC138297; MGC2463; PVRIG;  
ALS2CR18; ALS2CR9; LPD; PREL-2;  
PREL2; RalGDS/AF-6; RMO1

## Product Information

Source	Purification
HEK293 cells	> 95% as determined by Tris- Bis PAGE > 95% as determined by HPLC

Calculated MW	Observed MW
40.3 kDa	50-60 kDa

### Endotoxin

Less than 1EU per µg by the LAL method.

### Formulation

#### Reconstitution

Centrifuge the tube before opening.  
Reconstitute to a concentration of  
0.1-0.5 mg/mL in sterile distilled water.  
Avoid vortex or vigorously pipetting the  
protein. For long term storage, it is  
recommended to add a carrier protein or  
stabilizer (e.g. 0.1% BSA, 5% HSA, 10%  
FBS or 5% Trehalose), and aliquot the  
reconstituted protein solution to  
minimize free-thaw cycles.

## Contact

 | 400-999-6126 | [cn.market@abclonal.com.cn](mailto:cn.market@abclonal.com.cn) | [www.abclonal.com.cn](http://www.abclonal.com.cn)

## Background

PVRIG (poliovirus receptor related immunoglobulin domain-containing protein), also known as CD112 receptor (CD112R), is an approximately 34 kDa single transmembrane protein in the poliovirus receptor-like protein (PVR) family. PVRIG is a cell surface receptor for NECTIN2. May act as a coinhibitory receptor that suppresses T-cell receptor-mediated signals. Following interaction with NECTIN2, inhibits T-cell proliferation. Competes with CD226 for NECTIN2-binding.

## Basic Information

### Description

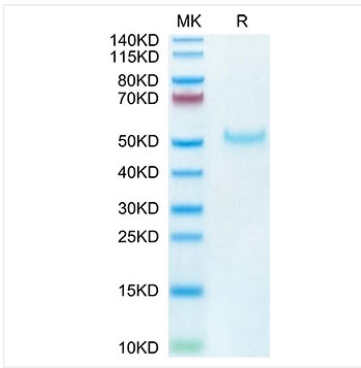
Recombinant Cynomolgus PVRIG Protein is expressed from Expi293 with hFc tag at the C-terminal. It contains Thr41-Asp171.

### Bio-Activity

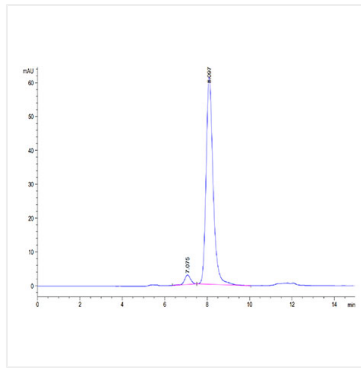
#### Storage

Store at -20°C. Store the lyophilized protein at -20°C to -80 °C up to 1 year from the date of receipt.  
After reconstitution, the protein solution is stable at -20°C for 3 months, at 2-8°C for up to 1 week.  
Avoid repeated freeze/thaw cycles.

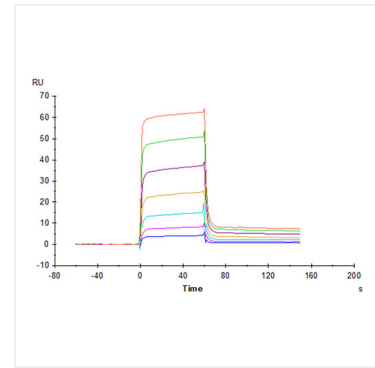
## Validation Data



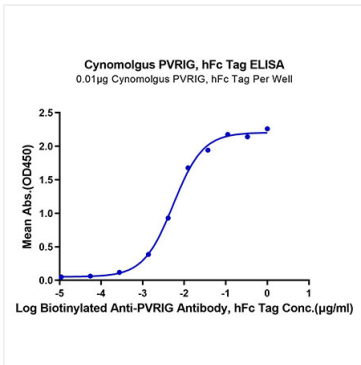
Cynomolgus PVRIG on Tris-Bis PAGE under reduced condition. The purity is greater than 95%.



The purity of Cynomolgus PVRIG is greater than 95% as determined by SEC-HPLC.



Cynomolgus PVRIG, hFc Tag captured on CM5 Chip via Protein A can bind Human Nectin-2, His Tag with an affinity constant of 0.23  $\mu\text{M}$  as determined in SPR assay (Biacore T200).



Immobilized Cynomolgus PVRIG, hFc Tag at 0.1  $\mu\text{g}/\text{ml}$  (100  $\mu\text{l}/\text{well}$ ) on the plate. Dose response curve for Biotinylated Anti-PVRIG Antibody, hFc Tag with the  $\text{EC}_{50}$  of 5.4 ng/ml determined by ELISA.