

Recombinant Cynomolgus IL-3RA/CD123 Protein

Catalog No.: RP02637 **Recombinant**

Sequence Information

Species	Gene ID	Swiss Prot
Cynomolgus	102138639	G8F3K3-1

Tags

C-His

Synonyms

CD123; IL-3R subunit alpha; IL3R; IL3RA;
IL-3Ra; IL3RAY; IL3RX; IL3RY; MGC34174;
IL-3 R alpha

Product Information

Source	Purification
HEK293 cells	> 95% as determined by Tris- Bis PAGE

Endotoxin

Less than 1EU per µg by the LAL method.

Formulation

Reconstitution

Centrifuge the tube before opening.
Reconstitute to a concentration of
0.1-0.5 mg/mL in sterile distilled water.
Avoid vortex or vigorously pipetting the
protein. For long term storage, it is
recommended to add a carrier protein or
stabilizer (e.g. 0.1% BSA, 5% HSA, 10%
FBS or 5% Trehalose), and aliquot the
reconstituted protein solution to
minimize free-thaw cycles.

Contact

 | 400-999-6126

 | cn.market@abclonal.com.cn

 | www.abclonal.com.cn

Background

Interleukin-3 receptor subunit alpha, also known as IL-3 receptor subunit alpha, IL-3R-alpha, CD123, and IL3RA, is a single-pass type I membrane protein which belongs to the type I cytokine receptor family and Type 5 subfamily. The specific alpha subunit of the interleukin-3 receptor (IL-3Ralpha, CD123) is strongly expressed in various leukemic blasts and leukemic stem cells and seems to be an excellent target for the therapy of leukemias.

Basic Information

Description

Recombinant Cynomolgus IL-3RA/CD123 Protein is produced by HEK293 cells expression system. The target protein is expressed with sequence (Arg18-Arg302) of cynomolgus IL-3RA/CD123 (Accession #G8F3K3-1) fused with His tag at the C-terminus.

Bio-Activity

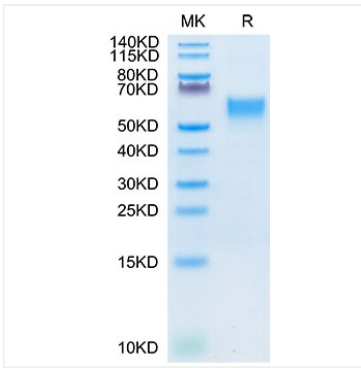
Storage

Store at -20°C. Store the lyophilized protein at -20°C to -80 °C up to 1 year from the date of receipt.

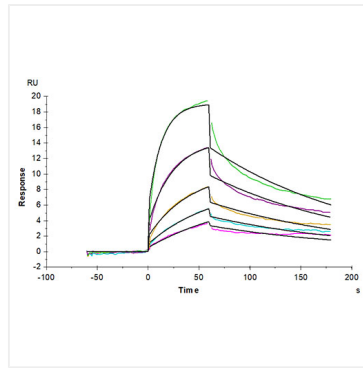
After reconstitution, the protein solution is stable at -20°C for 3 months, at 2-8°C for up to 1 week.

Avoid repeated freeze/thaw cycles.

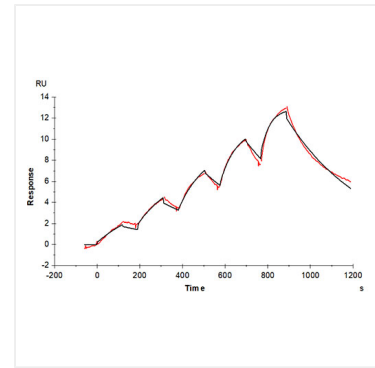
Validation Data



Cynomolgus IL-3 R alpha on Tris-Bis PAGE under reduced condition. The purity is greater than 95%.



Cynomolgus IL-3 R alpha, His Tag captured on CM5 Chip via anti-his antibody can bind Human IL-3, hFc Tag with an affinity constant of 48.13 nM as determined in SPR assay (Biacore T200).



Cynomolgus IL-3 R alpha, His Tag immobilized on CM5 Chip can bind Cynomolgus IL-3, His Tag with an affinity constant of 1.30 nM as determined in SPR assay (Biacore T200).