

Biotinylated Recombinant Cynomolgus CD3E&CD3D/CD3 epsilon&CD3 delta Protein (Primary Amine Labeling)

Catalog No.: RP02748 **Recombinant**

Sequence Information

Species	Gene ID	Swiss Prot
Cynomolgus		Q95LI5.2(CD3E)&Q95LI8(CD3D)

Tags

C-hFc

Synonyms

CD3; CD3e; CD3E; CD3d; T3D; CD3D; CD3E&CD3D; CD3 delta&CD3 epsilon

Product Information

Source	Purification
HEK293 cells	> 95% as determined by Tris-Bis PAGE > 95% as determined by HPLC

Endotoxin

Less than 1EU per µg by the LAL method.

Formulation

Reconstitution

Centrifuge the tube before opening. Reconstitute to a concentration of 0.1-0.5 mg/mL in sterile distilled water. Avoid vortex or vigorously pipetting the protein. For long term storage, it is recommended to add a carrier protein or stabilizer (e.g. 0.1% BSA, 5% HSA, 10% FBS or 5% Trehalose), and aliquot the reconstituted protein solution to minimize free-thaw cycles.

Contact

☎ | 400-999-6126

✉ | cn.market@abclonal.com.cn

🌐 | www.abclonal.com.cn

Background

T-cell surface glycoprotein CD3 epsilon & CD3 delta chain, also known as CD3E & CD3D, are single-pass type I membrane proteins. When antigen presenting cells (APCs) activate T-cell receptor (TCR), TCR-mediated signals are transmitted across the cell membrane by the CD3 chains CD3D, CD3E, CD3G and CD3Z. All CD3 chains contain immunoreceptor tyrosine-based activation motifs (ITAMs) in their cytoplasmic domain.

Basic Information

Description

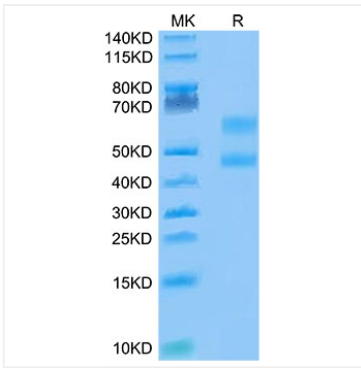
Recombinant Biotinylated Cynomolgus CD3E&CD3D/CD3 epsilon&CD3 delta Protein (Primary Amine Labeling) is expressed from Expi293 with hFc tag at the C-terminal. It contains Gln22 - Asp117(CD3E)&Phe22-Ala105(CD3D).

Bio-Activity

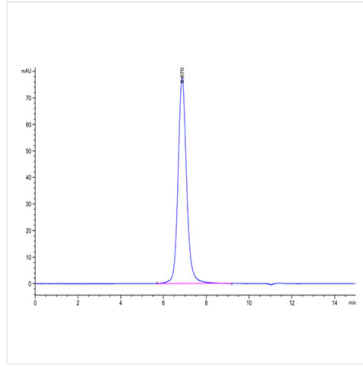
Storage

Store the lyophilized protein at -20°C to -80°C for long term. After reconstitution, the protein solution is stable at -20°C for 3 months, at 2-8°C for up to 1 week. Avoid repeated freeze/thaw cycles.

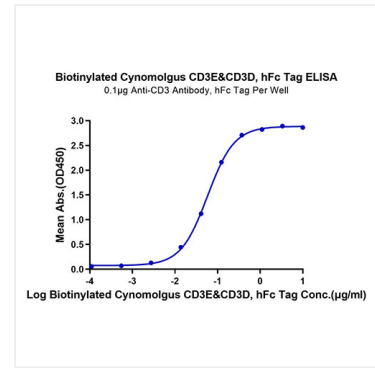
Validation Data



Biotinylated Cynomolgus CD3E&CD3D on Tris-Bis PAGE under reduced conditions. The purity is greater than 95%.



The purity of Biotinylated Cynomolgus CD3E&CD3D was greater than 95% as determined by SEC-HPLC.



Immobilized Anti-CD3, hFc Tag Antibody at 5µg/ml (100µl/well) on the plate. Dose response curve for Biotinylated Cynomolgus CD3E&CD3D, hFc Tag with the EC₅₀ of 58.2ng/ml determined by ELISA.