

Biotinylated Recombinant Human 5'-Nucleotidase/NT5E/CD73 Protein

Catalog No.: RP03288BLQ **Recombinant**

Sequence Information

Species	Gene ID	Swiss Prot
Human	4907	P21589-1

Tags

C-His&Avi

Synonyms

CD73; NT5E; NTE; 5' nucleotidase (CD73); 5'-NT; 5-NT; E5NT; EC 3.1.3.5; eN; eNT; NT; NT55'-nucleotidase; NT5; NTE; CALJA

Product Information

Source	Purification
HEK293 cells	> 95% by Tris-Bis PAGE and HPLC.

Calculated MW	Observed MW
60.92 kDa	60-70 kDa

Endotoxin

< 1.0 EU/μg of the protein by LAL method.

Formulation

Supplied as a 0.22 μm filtered solution in 20 mM Tris, 120 mM NaCl, pH 7.5. Contact us for customized product form or formulation.

Reconstitution

Background

5'-nucleotidase (5'-NT), also known as ecto-5'-nucleotidase or CD73 (cluster of differentiation 73), is an enzyme that in human is encoded by the NT5E gene. CD73 commonly serves to convert AMP to adenosine. NT5E contains binding sites for transcription factors AP-2, SMAD proteins, SP-1 and elements responsive to c-AMP, which can be found in c-AMP promoter parts. This enzyme consists of a dimer of 2 identical 70-kD subunits bound by a glycosyl phosphatidyl inositol linkage to the external face of the plasma membrane, and CD73 is used as a marker of lymphocyte differentiation.

Basic Information

Description

Biotinylated Recombinant Human 5'-Nucleotidase/NT5E/CD73 Protein is produced by HEK293 cells expression system. The target protein is expressed with sequence (Trp27-Phe547) of human NT5E (Accession #P21589-1) fused with His&Avi tag at the C-terminus.

Bio-Activity

Storage

Store at -70°C. This product is stable at ≤ -70°C for up to 1 year from the date of receipt. For optimal storage, aliquot into smaller quantities after centrifugation and store at recommended temperature. Avoid repeated freeze-thaw cycles. Avoid repeated freeze/thaw cycles.

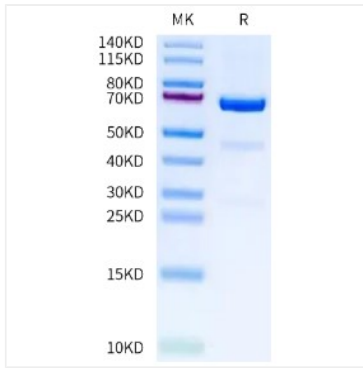
Contact

☎ | 400-999-6126

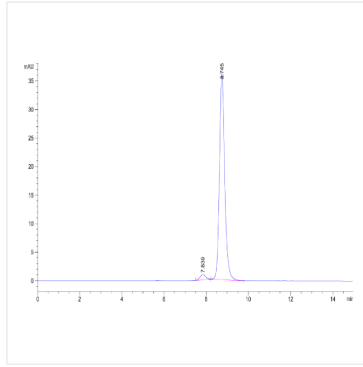
✉ | cn.market@abclonal.com.cn

🌐 | www.abclonal.com.cn

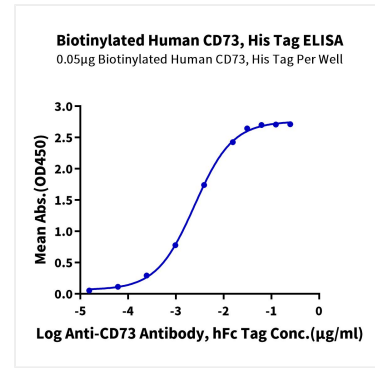
Validation Data



Biotinylated Recombinant Human 5'-Nucleotidase/NT5E/CD73 Protein was determined by SDS-PAGE with Coomassie Blue, showing a band at 60-70 kDa.



The purity of Biotinylated Human CD73 is greater than 95% as determined by SEC-HPLC.



Immobilized Biotinylated Human CD73, His Tag at 0.5 µg/mL (100 µL/well) on the streptavidin precoated plate (5 µg/mL). Dose response curve for Anti-CD73 Antibody, hFc Tag with the EC_{50} of 2.5 ng/mL determined by ELISA.