

Rabbit anti-Rat IL-6 mAb

Catalog No.: RMK0618

Basic Information

Catalog No.

RMK0618

Catagory

Elisa Antibody Kit

Application

Multiplex

Product Information

Ig Type

Rabbit IgG

Purification

Affinity purification

Endotoxin Level

N/A

Storage


Store at -20°C.


Avoid repeated freeze-thaw cycles.

Formulation

Supplied as a 0.2 µm filtered solution in PBS with 0.05% Proclin 300, pH 7.3.

Contact

 | order@abclonal.com

 | support@abclonal.com

 | www.abclonal.com

Background

Enables cytokine activity and interleukin-6 receptor binding activity. Involved in several processes, including cellular response to lipid; positive regulation of cell communication; and response to peptide hormone. Located in cytoplasm and extracellular space. Used to study several diseases, including acute necrotizing pancreatitis; disseminated intravascular coagulation; fatty liver disease; hypertension (multiple); and impotence. Biomarker of several diseases, including acute necrotizing pancreatitis; artery disease (multiple); auditory system disease (multiple); iron deficiency anemia; and lung disease (multiple). Human ortholog(s) of this gene implicated in several diseases, including autoimmune disease (multiple); eye disease (multiple); gastrointestinal system cancer (multiple); glucose metabolism disease (multiple); and periodontal disease (multiple). Orthologous to human IL6 (interleukin 6).

Immunogen Information

Immunogen

Recombinant rat IL-6 protein

Cross-Reactivity

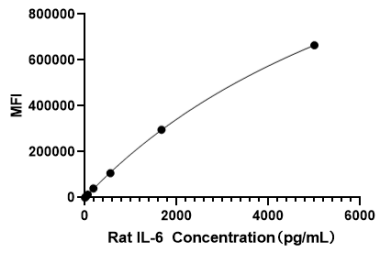
Rat

Assay Applications

Rat IL-6 Sandwich Immunoassay

		Recommended Concentration	Sample
Multiplex	Capture	3-20 µg/mL	Rabbit anti-Rat IL-6 mAb (Cat. No. RMK0618)
	Detection	0.017-2 µg/mL	Rabbit anti-Rat IL-6 mAb (Cat. No. RMK0570)
	Standard	6.86-5000 pg/mL	RecombinantRat IL-6 Protein (Cat. No. RP01741)

Validation Data



This standard curve is only for demonstration purposes. A standard curve should be generated for each assay.